$4.95
05/07/26

CMP SMALLBORE RIFLE COMPETITION RULES

9th Edition – 2027

CMP Smallbore Rifle Competition Rules *are established by the Civilian Marksmanship Program (CMP) to govern Smallbore Rifle Three-Position, Prone and F-Class competitions conducted by the CMP or its affiliated organizations in CMP sponsored or sanctioned competitions.*

© 2027, Civilian Marksmanship Program

Effective date 1 January 2027

This edition supersedes the 8th 2026 Edition of the ***CMP Smallbore Rifle Competition Rules*** and will remain in effect through the 2027 competition year or until a 10th Edition is released.

About the CMP and CPRPFS

A 1996 Act of Congress established the Corporation for the Promotion of Rifle Practice and Firearms Safety, Inc. (CPRPFS) to conduct the Civilian Marksmanship Program that was formerly administered by the U.S. Army Office of the Director of Civilian Marksmanship (ODCM). The CPRPFS is a federally chartered, tax-exempt, not-for-profit 501 (c) (3) corporation that derives its mission from public law (Title 36 USC, §40701-40733).

The CMP promotes marksmanship through firearms training, safety, competitions, and youth programs. The CMP delivers its programs through affiliated shooting clubs and associations, through CMP-trained and certified Master Instructors and through cooperative agreements with national shooting sports and youth-serving organizations.

Federal legislation enacted in 1903 by the U.S. Congress and President Theodore Roosevelt created the National Board for the Promotion of Rifle Practice to foster improved marksmanship among military personnel and civilians. The original CMP purpose was to provide U.S. citizens with opportunities for rifle marksmanship practice and competition so they would be skilled marksmen if later called to serve in the Armed Services. This government-supported marksmanship program came to be known as the "civilian marksmanship program."

The National Matches, Excellence-In-Competition Matches and other competition programs have been important components of the CMP legacy since the early 1900s. The CMP continues to promote these competitions as vital ways to foster, test and celebrate the marksmanship skills of U.S. citizens. They also are a fundamental means of training shooting sports leaders who can instruct youth in target shooting and promote marksmanship practice among U.S. citizens.

The *CMP Smallbore Rifle Competition Rules* are established by the CMP to govern Smallbore Rifle competitions conducted by the CMP or its affiliated state associations and clubs.

RULES HOTLINE

The CMP operates a Rules Hotline to answer questions, offer advice on how to organize competitions or provide official rule interpretations. Any competitor or competition official may request assistance from the **CMP** by calling 419-635-2141, ext. 731, or via email at smallbore@thecmp.org.

Table of Contents

1.0 GENERAL REGULATIONS 1

2.0 SAFETY 3

3.0 ELIGIBILITY TO COMPETE 5

4.0 MATCH OFFICIALS AND THEIR DUTIES 10

5.0 RIFLES, CLOTHING AND EQUIPMENT 12

6.0 COMPETITION CONDITIONS 30

7.0 COMPETITION PROCEDURES 41

8.0 SCORING TARGETS 49

9.0 DISCIPLINARY ACTIONS AND PROTESTS 55

10.0 FINALS 58

11.0 AWARDS AND NATIONAL RECORDS 65

TABLE 1 – Smallbore Rifle Classification Scores 8

TABLE 2 – Rifle Shoe Specifications 25

TABLE 3 – CMP Smallbore Rifle Three-Position Events 36

TABLE 4 – CMP Smallbore Rifle Prone Events 36

TABLE 5 – CMP F-Class Smallbore Rifle Events 36

TABLE 6 – Smallbore Rifle Achievement Award Cut Scores 65

TABLE 7 – CMP Distinguished Badge Programs 67

TABLE 8 – EIC Credit Point Awards 69

TABLE 9 – International Distinguished Badge Credit Points 72

CMP PROTEST FORM 77

COMPLAINT AND PROTEST PROCEDURES 78

SCORE CHALLENGE PROCEDURES 78

INDEX 79

Detailed procedures for Match Officials to use in conducting any of the events Visit https://thecmp.org/rulebooks/ or scan the QR code with your phone. It is recommended that Match Officials place a printout of these procedures and instructions in a loose-leaf notebook which they can follow when they conduct these events.

FIRING PROCEDURES AND RANGE OFFICER COMMANDS FOR SMALLBORE RIFLE COURSES OF FIRE AND FINALS

Note: References to "right" or "left" in these rules are given for right-handed competitors. "Right" and "left" must be reversed for left-handed competitors.

ABBREVIATION IN THIS RULEBOOK:

CMP	Civilian Marksmanship Program
CRO	Chief Range Officer; person in charge of firing on a range
RO	Range Officer
EST	Electronic Scoring Targets
ISSF	International Shooting Sport Federation; the world governing body for Olympic shooting
RIF	Range Incident Form
VIS	Visual Image Scoring
WSPS	World Shooting Para-Sport; the world governing body for Paralympic shooting

DEFINITIONS OF TERMS USED IN THIS RULEBOOK:

Discipline. A target shooting discipline is a sub-group of events within a sport that have common characteristics and where competitors use defined types of guns to fire one or more events in a specific type of shooting. Smallbore Rifle Position and Smallbore Rifle Prone are disciplines within the sport of Shooting.

Competition. A competition consists of one or more events conducted at a specific range complex on specific dates. In this Rulebook, the terms "competition" or "match" are used interchangeably. The term "tournament," which may also mean a competition or match, is not used.

Event. A unique shooting contest with a specific course of fire and rules of conduct. In this Rulebook, the term "event" is used in lieu of "match."

Stage. A phase or part of an event course of fire. Stages consist of one or more series. For example, the Smallbore Rifle Three-Position Event has three stages, one

for each firing position, and with each stage consisting of two series of ten Record shots.

Series. A sequence of shots fired within a stage or course of fire. Smallbore Rifle events have 10-shot series. In this Rulebook, the term “series” is used in lieu of the misnomer “string.”

This rulebook governs the conduct of three different Smallbore rifle disciplines: Smallbore Rifle Position, Smallbore Rifle Prone and F-Class Smallbore Rifle. Rules that apply only to a specific discipline are designated as such in the rule title. Rules that are not designated to apply to a specific discipline apply generally to the conduct of all three Smallbore rifle disciplines.

CMP MISSION:

Promote excellence in marksmanship, firearms safety, and youth programs made possible by the secure restoration and sale of historic American firearms.



CMP VISION:

To lead the nation in marksmanship excellence providing safe, high quality and innovative programs with a focus on youth.

NOTES:

1.0 GENERAL REGULATIONS

1.1 GOVERNING BODY

The Civilian Marksmanship Program (CMP) is the Governing Body for the CMP Smallbore Rifle competition program. The CMP Rules Sub-Committee is established by the CMP Board of Directors and has full authority to adopt and modify these rules.

1.2 SMALLBORE RIFLE COMPETITIONS

Smallbore Rifle competition shooting is a widely practiced shooting sport discipline for juniors and adults. Smallbore Rifle shooting evolved from events developed to provide low-cost practice for highpower rifle shooting, from British smallbore rifle events that were imported into the USA and from Olympic and ISSF rifle three-position and prone events. Smallbore rifle competitions offer both accessible recreational sport experiences and high-performance competitions.

1.3 INTENT AND SPIRIT OF RULES

These Rules are intended to ensure fair competition for all participants in CMP sponsored or sanctioned Smallbore Rifle events. Anything that may give a competitor an advantage over others and that is not specifically authorized in these Rules, or that is contrary to the intent and spirit of these Rules, is prohibited (see also Rule 5.3). Range Officers and Juries may decide cases not provided for in these Rules, but any such decisions must be based on the intent and spirit of these Rules. **A Jury, Match Director, Range Officer, Statistical Officer, Score Challenge Officer or other Match Official may not make any decision or ruling that is contrary to these Rules.**

1.4 OPEN PARTICIPATION WITHOUT DISCRIMINATION

The CMP is a national shooting sports organization chartered by federal law (Title 36 USC, §40701-40733) and dedicated to promoting gun safety, marksmanship training and marksmanship competitions. All CMP competitions and competition events are open to all competitors who comply with the requirements of federal law (see Rules 3.1, 3.2 and 3.3) regardless of their race, sex, age, sexual orientation, or disability.

1.5 APPLICATION OF RULES

These Rules govern all Smallbore Rifle competitions that are organized, conducted, or sanctioned by the CMP. All competition officials and competitors must be familiar with these Rules and ensure that they are followed and enforced.

1.6 RULES RECOMMENDATIONS

The CMP reviews and updates these rules on an annual basis. Recommendations for rule changes may be submitted to the CMP at:

CMP Competitions
smallbore@thecmp.org
419-635-2141, ext. 731

1.7 SANCTIONED COMPETITIONS

Sanctioned competitions are competitions governed by these rules and officially recognized by the CMP. CMP affiliated organizations that wish to conduct Smallbore Rifle competitions using these rules may apply to CMP Competitions for approval. Match Sanctioning Requests must now be submitted online at https://thecmp.org/wp-

content/uploads/2021/01/Smallbore_SanctioningApp.pdf. Any questions can be directed to:

CMP Competitions
Email: smallbore@thecmp.org
Tel. (419) 635-2141, ext. 731

Match sanctioning applications, with a competition program and the sanctioning fee must be received at CMP at least one month prior to the competition. This ensures that there is enough time to process the application, ship requested materials and advertise the competition.

1.8 MATCH PROGRAM

A written document that describes the conditions of a competition. The Match Program identifies the name of the competition, date(s), location, course of fire (events), time schedule, awards and any special conditions that will apply. Conditions specified in the Match Program govern the conduct of the competition, however, nothing in a Match Program may contravene any of these Rules. Range Officers and Jury Members may use provisions in the Match Program to decide protests, however, if there is a conflict between the Match Program and these Rules, these Rules shall prevail.

1.9 MATCH DIRECTOR'S BULLETIN

A Match Director's Bulletin may be issued to provide additional information regarding competition conditions that were not known when the Match Program was published. Match Director's Bulletins may not change, set aside, or alter any of these Rules, except that a Match Director's Bulletin may change a date of firing, cancel an event, or change a course of fire when necessary to complete a competition that is affected by severe weather or unforeseen circumstances. Details of any changes made and the rationale for such changes must immediately be reported in writing to the CMP.

1.10 CMP COMPETITION RULES AND RULES CONFLICTS

The current edition of these **CMP Competition Rules** governs all Smallbore Rifle National Matches Championships, CMP EIC Smallbore Rifle Matches and CMP-sanctioned Smallbore Rifle Matches. The current edition of any CMP Competition Rules is the version that is posted on the CMP website (https://thecmp.org/rulebooks/). If there is a Rules conflict, precedence shall be given to the current edition of the **CMP Smallbore Rifle Competition Rules**, then to applicable CMP rule interpretations, then to the Match Program and then to a Match Director's Bulletin.

1.11 COMPETITOR ID BADGES

Competition sponsors may prepare and issue competitor ID badges to competitors to make it easier for Range Officers, spectators, and media to identify competitors. Competitor ID badges should display the name of the competitor and the competitor's CMP number. Competitor ID badges should be worn on the back of the competitor's headgear or shooting jacket.

2.0 SAFETY

Safety is the foremost priority in all shooting sports activities. The safety of competitors, competition officials and spectators require constant, disciplined attention to safe gun handling. Competitors and competition officials are responsible for following established safety rules and safe rifle-handling procedures. This section describes safety rules that are applicable for CMP sponsored and sanctioned Smallbore Rifle competitions.

2.1 SAFETY FLAGS

Safety Flags (Empty Chamber Indicators - ECIs) must be placed in all rifles when they are brought onto a range. Safety flags must always remain in rifles, except during Preparation and firing times. Any rifle being carried on a range must have a safety flag inserted in it. Safety flags must be fluorescent orange, yellow or a similar bright color and must have a probe that inserts into the rifle chamber and a visible flag that projects out from the open rifle action.

2.2 CLEARED RIFLES

A CLEARED rifle has its action open, a safety flag inserted in its chamber, and has been checked by a Range Officer. All rifles must be CLEARED after each Match Fire stage before anyone may go downrange to change targets or before rifles may be cased or removed from a firing point.

2.3 GROUNDING RIFLES

A grounded rifle is a rifle with its action open, and a safety flag inserted that is placed on the ground, shooting mat, rifle stand or bench. No one may handle a grounded rifle without Range Officer approval. When the Range Officer authorizes competitors to move their equipment and rifles to the firing line (Rule 7.8.1), they may be instructed to ground their rifles on the firing point so competitors can go downrange to hang targets. After a Match Fire stage is completed (Rules 2.10 and 7.8.4) rifles must be grounded with safety flags inserted so the Range Officer can check them.

2.4 CARRYING RIFLES

The carrying of rifles is defined as physically moving or transporting firearms to and from a range ready area or firing line. Rifles may be carried in a gun case or uncased, but a safety flag must always remain inserted while the rifle is on the range.

2.5 HANDLING RIFLES

The handling of rifles is defined as anything a competitor does to operate the mechanism, shoulder, or aim the rifle, load, dry fire or otherwise perform any action that would prepare the competitor to fire the rifle. Handling firearms behind the firing line is not permitted. Adjusting sights, butt-plates, cheek-pieces or making other minor adjustments to the rifle in the ready area behind the firing line is not regarded as handling and is permitted if a safety flag remains inserted.

2.6 CALL TO THE FIRING LINE

After competitors are called to move their equipment to the firing line, they are permitted to handle their rifles if gun muzzles remain pointed up, down or downrange and safety flags remain inserted. After arrival at the firing line instructions may be given to ground rifles so the line can be cleared, and competitors may go downrange to hang targets.

2.7 SAFETY DURING LOADING

A rifle is considered loaded when a cartridge contacts a rifle. Rifles may only be loaded on the firing line after the commands ***LOAD*** or ***START*** are given. Rifles must be

pointed up, down or downrange during loading. In Finals with a combined Preparation and Sighting Stage, the command ***START*** is given without the command **LOAD**. In this case, the command ***START*** authorizes competitors to begin loading and firing when they are ready to do so. In a Final, the command **LOAD** is used to initiate each record shot/series and is followed by a ***START*** command five (5) seconds later.

2.8 START COMMAND

Competitors may begin to fire at their targets only after the Range Officer gives the command ***START***.

2.9 COMPLETION OF FIRING

After competitors fire the last shot in a Match Fire stage or event, they must open rifle actions and insert safety flags. They may make sight, stock or accessory adjustments or changes on their rifle as required for the next stage. If the command ***STOP*** or ***STOP—UNLOAD*** and ***GROUND YOUR RIFLES*** is given (to change targets, etc.), all competitors must ground or bench their rifles. After the command ***GROUND YOUR RIFLES*** is given, competitors may not handle their rifles until the Range Officer commands ***YOU MAY HANDLE YOUR RIFLES.***

2.10 STOP COMMAND

When the command ***STOP*** or ***STOP-UNLOAD*** is given, firing must stop immediately. After the command ***STOP-UNLOAD***, all rifles must be in a safe, unloaded condition, with safety flags inserted. After the command ***STOP***, no further firing is authorized until a ***START*** command is given. Smallbore rifles that cannot readily be unloaded may be made incapable of firing by removing the bolt from the action. Bolts may not be reinserted in these rifles until a new ***LOAD*** command is given or the chamber is cleared.

2.11 GOING DOWNRANGE

When anyone goes downrange to change or retrieve targets or for any other purpose, this must be authorized by the Chief Range Officer and all rifles on the firing line must be grounded with actions open and safety flags inserted. No one may touch or handle rifles while anyone is downrange.

2.12 REMOVING RIFLES FROM FIRING LINE

Rifles may be removed from the firing line only after they are unloaded, with actions open, safety flags inserted and have been checked by a Range Officer. No rifle may be removed from the firing line during a competition until it is checked by a Range Officer.

2.13 RANGE SAFETY EMERGENCY

The command for an emergency cease fire is ***STOP-STOP-STOP*** (***STOP*** repeated three times). Any person who observes an unsafe situation anywhere on the range must notify a Range Officer immediately. If a Range Officer is not immediately available, any person may command ***STOP-STOP-STOP*** in a safety emergency.

2.14 DRY FIRE AREA

Dry firing, holding or aiming exercises may only be done when authorized on the range or in a designated dry fire area. Match sponsors may designate a dry fire area where competitors may do dry fire practice or holding exercises. Safe gun handling rules must be maintained in these areas.

2.15 PERSONAL EYE AND HEARING PROTECTION

All competitors and competition officials are strongly urged to wear appropriate eye and hearing protection when they are on the firing line during firing.

2.16 SAFETY RULE ENFORCEMENT

A competitor who handles a rifle in an unsafe manner or who violates safety rules may be given a warning or deduction of points in accordance with Rule 9.2. Any competitor who handles a rifle in an unsafe manner that endangers the safety of another person may be disqualified in accordance with 9.2 c).

3.0 ELIGIBILITY TO COMPETE

3.1 GENERAL ELIGIBILITY

All CMP-sponsored or CMP-sanctioned competitions are open to any individual or team that complies with these eligibility requirements and this edition of the ***CMP Smallbore Rifle Competition Rules***. U.S. citizenship is not required to participate. Individual membership in the CMP or a sponsoring organization is not required to participate. Any person who has been convicted of a Federal or State felony or any violation of Section 922 of Title 18, U.S. Code, is not eligible to participate in any activity sponsored or sanctioned by the CMP.

3.2 ELIGIBILITY AFFIDAVIT REQUIRED

Before an individual who is 18 years of age or older is permitted to participate in any CMP-sponsored or CMP-sanctioned competition, the sponsoring club or the CMP Competitions Department shall have on file a notarized affidavit from that individual certifying that they:

a) *have not been convicted of any Federal or State felony or violation of Section 922 of Title 18 United States Code, and*

b) *are not a member of any organization that advocates the violent overthrow of the United States Government.*

3.3 WAIVER AND LIABILITY AGREEMENTS

Before an individual who is 18 years of age or older is permitted to participate as a competitor, coach, team official or Match Official in any CMP sanctioned competition (the participant), the sponsoring club or the CMP Competitions Department must have on file a signed waiver and liability agreement stating that the participant:

a) *Is bound by the current, applicable edition of the CMP Competition Rules;*

b) *Shall waive any claim against the CPRPFS, Inc. and any other organization sponsoring or supporting the match for any personal injury, loss or damage suffered in connection with the sanctioned competition;*

c) *Shall indemnify and hold harmless the CMP and any organization sponsoring or supporting the sanctioned competition from any claim of a third party arising from any negligent or wrongful conduct; and*

d) *Agrees that photographs of the participant taken during the event and the participant's name, hometown, team or club and competition results may be published or reproduced by the CMP in any printed or electronic communications.*

3.4 PARENT CONSENT FOR JUNIORS

Before an individual who is under the age of 18 (see Rule 3.5.2 b) is permitted to participate in any CMP-sponsored or CMP-sanctioned competition, the sponsoring club or the CMP Competitions Department shall have on file a ***Parent Consent Form*** signed by the Junior's Parent or Guardian. ***Parent Consent Forms*** are valid for the calendar year in which they are signed and must be renewed at the beginning of each calendar year. The ***Parent Consent Form*** shall:

a) Give the Junior permission to participate in any CMP activity during the calendar year;

b) Release the CMP and any other organization sponsoring or supporting such activity (including all directors, officers, employees, agents and volunteer workers) from any claim or liability that may arise directly or indirectly from this Junior's presence or participation in the activity;

c) Agree to defend, indemnify and hold harmless the parties referred to in sub-paragraph b) above from any claim arising from any wrongful or negligent conduct by this Junior.

d) Agree that photographs of the participant taken during CMP events and the participant's competition results may be published or reproduced by the CMP in its printed or electronic communications.

3.5 COMPETITOR CATEGORIES

Competition sponsors may, at their option, use any of the special categories listed here to establish separate competitor ranking lists and offer awards based on those categories. The Match Program must specify the categories that will be used in a competition. Categories that may be used include, but are not limited to:

3.5.1 Sex

Competitors may be divided into Men and Women categories.

3.5.2 Age Groups

A competitor's age group is determined by their age on the first day of a competition (*Note: If a competitor's 21st birthday is on the day before the first day of competition they would not be a Junior for that competition; if their 21st birthday is on the first day of a competition they would be a Junior for that entire competition.)*

a) **Junior U21**. Juniors (U21) are competitors who are under the age of 21 on the first day of a competition.

b) **Intermediate Junior U18**. Intermediate Juniors (U18) are competitors who are under the age of 18 on the first day of a competition.

c) **Sub-Junior U15**. Sub-Juniors (U15) are competitors who are under the age of 15 on the first day of a competition.

d) **Senior O60**. Seniors (O60) are competitors whose 60th birthday occurred before the first day of a competition.

e) **Grand Senior O70**. Grand Seniors are competitors whose 70th birthday occurred before the first day of the competition.

3.6 TEAMS

Teams shall consist of two, three or four competitors as specified in the Match Program. Teams may represent a club or other similar organization. All team members must be entered as members of that team before the first team member(s) starts record fire in the competition. Match Programs may offer team competitions for the following categories:

3.6.1 At-Large (Open) Teams. Teams consisting of two, three or four competitors, as specified in the Match Program, may enter and participate in any team event that is not otherwise limited by the Match Program. Teams that qualify as State Association or Club teams or that comply with eligibility, residency or other special requirements in the Match Program may also compete as At-Large Teams.

3.6.2 Junior At-Large (Open) Teams. Junior teams consisting of two, three or four competitors, as specified in the Match Program, may enter, and participate in any team event that is not otherwise limited by the Match Program. Junior teams that do not meet the residency requirements in Rule 3.6.5 may also compete as At-Large Junior Teams.

3.6.3 State Association Teams. State Association teams must represent a CMP-affiliated state shooting association. Teams may include Junior and Senior competitors. State team members must be residents of the state they represent, except that state teams may include one member who is a resident of an adjacent state if that state does not enter a team in the event.

3.6.4 Club Teams. Club teams must represent a CMP-affiliated shooting club. Club teams may include Junior and Senior competitors. Club team members must have been members of the club they represent for at least 30 days prior to the competition.

3.6.5 Junior Teams. Junior teams must represent a CMP-affiliated state association or CMP-affiliated club. State Junior team members must be residents of the state they represent. Firing members of Junior teams must be eligible to compete as Juniors under Rule 3.5.2.

3.7 CMP COMPETITOR CLASSIFICATION SYSTEM

The CMP Competitor Classification System facilitates the division of competitors into competitor classifications where competitors are of similar ability. Competitor classifications are based on a competitor's average score fired in their most recent competitions. The CMP maintains a national database of competitors and scores that are used to establish competitor classifications.

a) **Disciplines with Classifications**. The CMP Competitor Classification System is available for the Smallbore Rifle 3-Position and Prone disciplines.

b) **Events Recorded**. All scores fired by competitors in individual Smallbore Rifle Prone events in CMP-sanctioned competitions will be recorded to establish a prone classification. All scores fired by competitors in individual Smallbore Rifle 3-position events at 50 yards, 50m and 50 feet will be recorded for 3-position classifications. 3-Position scores will be recorded for complete 60 or 120 shot events that have equal numbers of shots for each of the three positions; partial scores will not be recorded. Scores fired in team matches will not be recorded.

c) **Classification Calculations**. CMP Classifications are based on the competitor's current 10-shot average for a minimum of 120 shots that are recorded after 1 July 2018. After a competitor has a minimum of 120 recorded shots their 10-shot average will be computed by considering the most recent recorded 40, 60 or 120-shot event scores. After a competitor has a minimum of 120 recorded shots, their 10-shot average will be computed by considering the most recently reported scores for a maximum of 320 shots. When a competitor's recorded scores total more than 320 shots, the oldest recorded

scores will no longer be considered, if scores for at least 240 recorded shots are considered. Classifications may go up or down until 320 shots are recorded, after at least 320 shots are recorded. Classifications will not go down regardless of the competitor's current average unless a competitor requests that CMP Competitions approve a downward classification for them based on the competitor having a lower average established in three or more competitions.

d) **Current Classifications**. A competitor's official current classification is the classification displayed in the CMP Competitor Classification database. Competitor Classifications are available for online lookups by the competitor or match sponsors. CMP Smallbore Rifle Classification scores are shown in the chart.

TABLE 1 -- SMALLBORE RIFLE CLASSIFICATION SCORES

Classification	High Master	Master	Expert	Sharp-shooter	Marksman
Smallbore Rifle 3-Positions	≥95.00	<95.00 to ≥92.00	<92.00- to ≥87.00	<87.00 to ≥80.00	<80.00
Smallbore Rifle Prone	≥99.61	<99.61 to ≥99.50	<99.50 to ≥98.50	<98.50 to ≥96.50	<96.50
Smallbore Rifle F-Class		≥97.50	<97.50 to ≤95.00	<95.00 to ≤92. 50	<92.50

e) **Classification System Use**. Sponsors of CMP-sanctioned Smallbore Rifle matches may use the CMP Competitor Classification System as a basis for providing awards. When the Classification Program is used, this must be stated in the Match Program. When a competitor's entry in a match is confirmed, the Statistical Officer may do an online lookup to confirm the competitor's current CMP classification. When there are fewer than six (6) competitors in a classification, match sponsors may combine that class with the next higher classification. A competitor may elect to compete in a higher classification than their current CMP classification.

f) **Classification Reciprocity**. Competitors who do not have a CMP Classification, but who have an NRA classification, may elect to compete with their current NRA classification. Competitors who do not have a CMP classification, but who have a USA Shooting classification may elect to compete with their USA Shooting classification (AA = High Master, A = Master, B = Expert, C = Sharpshooter, D = Marksman).

g) **New and Unclassified Competitors**. Competitors who do not have a CMP, NRA, or USA Shooting Smallbore Rifle classification should be encouraged to compete. To do this, match sponsors may include them in the competition in one of the following ways:

- **New Shooter Classification**. All new shooters may be included in a separate New Shooter Classification for which awards may be given.

- **Temporary Classification**. If appropriate score data is available, this data may be used to give new shooters a temporary classification and allow them to compete in that classification until they have recorded a minimum of 120 shots and can be classified for a competition.
- **Compete in Master Class**. If one of the above options is not feasible, a new shooter may be included in the Master Class until they have recorded a minimum of 120 shots and can be classified for a competition.

3.8 COMPETITORS WITH MEDICAL CONDITIONS OR IMPAIRMENTS

Shooters with medical or physical impairments, whether temporary or permanent, that do not prevent them from safely completing established courses of fire, are eligible to compete with written special authorizations issued by CMP Competitions in CMP sponsored or sanctioned competitions in accordance with this Rule (3.8).

3.8.1 Eligibility for Awards
Match sponsors may permit competitors with special authorizations to compete for awards or provide special awards for competitors who use approved modified positions or adaptive devices.

3.8.2 Applications for Special Authorizations
Competitors with medical or physical conditions or impairments that require adaptive positions or devices must apply to the CMP for a special authorization. Special authorizations are intended to make it possible for competitors with such impairments to compete with other competitors under relatively equal conditions that do not give them an unfair advantage over other competitors. Competitors with approved special authorizations are permitted to have necessary aids such as wheelchairs, tables or support stands with them on the firing line. CMP special authorizations shall specify the adaptive positions or devices that may be used and whether any deviations from other provisions of these Rules are permitted.

3.8.3 Distinguished Marksman Authorization
A competitor with a permanent disability or limitation who can complete a Smallbore Rifle Three-Position or Prone EIC Match course of fire while using a WSPS SH1 or similar adaptive positions may be authorized to compete to earn EIC credit points that count towards the awarding of the Distinguished Marksman Badge in accordance with Rule 11.4.

3.8.4 Temporary Impairments
A competitor who has a cast or temporary medical appliance or medical taping may shoot while wearing that appliance or taping if, in the opinion of the Match Director, it does not provide artificial support or any special advantage. Medical taping in the case of an injury is permitted if it does not provide artificial support, but any medical taping that provides artificial support is prohibited. If an athlete has a physical impairment, whether temporary or permanent, that prevents shooting in a position defined by the shooting position rules (Rules 6.1.1, 6.1.2, 6.1.3), they may substitute the next more difficult position. Kneeling may be substituted for prone or standing may be substituted for kneeling. Any substitute position must conform to the rules for that position. When a substitute position is used, the time limit for the current stage of fire applies, not the time limit for the substitute position. The Match Director must approve the substitute position.

3.9 COMPETITOR RESPONSIBILITIES

Every competitor who participates in a CMP competition must fulfill the following responsibilities. Failure to fulfill any of these responsibilities may result in disciplinary action or disqualification in accordance with Rule 9.2.

3.9.1 Safety

Every competitor must be capable of safely completing the course of fire for that match and of following all safety rules. If, in the opinion of the Range Officers and Match Director, a participant cannot handle the rifle safely, that person may be removed from the firing activity. Any decision to remove a competitor must be made by at least two officials such as a Range Officer and Chief Range Officer or Range Officer and Match Director.

3.9.2 Knowledge of the Rules

Competitors are responsible for knowing and complying with the ***CMP Competition Rules***, the Match Program and any match director bulletins issued for the match.

3.9.3 Duty to Obey Match Officials

Competitors are responsible for following the instructions and range commands given by Match Officials who are acting in the proper conduct of their duties. Failure or refusal to obey the instructions of a Match Official may result in disciplinary action or disqualification (Rule 9.2).

3.9.4 Firing Line Behavior

Competitors may converse with Match Officials while they are firing. Conversations with other competitors should normally take place off the firing line. Competitors may not use loud or abusive language that disturbs other competitors. Verbal or physical abuse of a Match Official(s) or another competitor(s) by a competitor is prohibited and may result in disciplinary action or disqualification (Rule 9.2).

4.0 MATCH OFFICIALS AND THEIR DUTIES

Match Officials are responsible for the safe, legal, and fair conduct of competitions. Everyone who serves as a Match Official has specific responsibilities that are described in this rule. Match Officials must always use their best judgment, and their actions and decisions must be characterized by adherence to the rules, impartiality, respect, and courtesy.

4.1 MATCH DIRECTOR

The Match Director (Competition Director or Competition Manager) has primary responsibility for the overall conduct of a competition. The Match Director is appointed by the organization sponsoring or conducting the competition. The Match Sponsor and Match Director establish the conditions of a competition that are published in a Match Program (Rule 6.6). The Match Director appoints other Match Officials.

4.2 CHIEF RANGE OFFICER, RANGE OFFICERS

The Chief Range Officer oversees the conduct of range firing and is responsible for range safety and range operations. Their duties include giving range commands, ensuring competitors' equipment, firing positions and conduct conform to the Rules, correcting any technical range faults, receiving protests, and resolving all irregularities such as disturbances, penalties, malfunctions, irregular shots, interruptions, etc. In larger competitions, additional Range Officers are appointed to assist the Chief Range Officer. Range Officers have the right to examine the competitor's positions and equipment at any time. During a competition, Range Officers should not approach a competitor while they are firing a shot. Immediate action must, nevertheless, be taken when safety is involved.

4.3 CHIEF STATISTICAL OFFICER AND STATISTICAL OFFICERS

The Chief Statistical Officer is appointed by the Match Director and is responsible for processing competitor entries, squadding competitors, scoring targets and processing scores to produce preliminary and final results lists. The Chief Statistical Officer may appoint additional Statistical Officers as required. If paper targets are scored in the statistical office, the Chief Statistical Officer must appoint and train the Scorers (Rule 4.5). There should, as a guideline, be sufficient Scorers to score the targets from one relay before the targets from a subsequent relay arrive in the statistical office. If the manual scoring of paper targets is used and a Score Challenge Officer(s) is not appointed (Rule 4.4), the Chief Statistical Officer shall be responsible for making final decisions on all score challenges (Rule 8.1.9). In a small competition, the Statistical Officer may also be the target Scorer. The Statistical Officer must post preliminary results in a timely manner on the Official Bulletin Board and provide a Final Results Bulletin for team officials and competitors. When Visual Image Scoring (VIS, rule 8.4) is used, the Statistical Officer should be someone with experience and training in the proper use of the VIS system (Rule 8.4). The Statistical Officer must retain all fired and scored targets until the expiration of the time allowed for challenges and protests.

4.4 SCORE CHALLENGE OFFICER(S)

If the manual scoring of paper targets is used, the Match Director and Chief Statistical Officer may appoint one or more Score Challenge Officers who are responsible for evaluating and making final decisions on all score challenges.

4.5 SCORERS

Scorers appointed by the Chief Statistical Officer are responsible for fairly and impartially scoring targets. Scorers can be volunteers, competition officials, team officials or competitors, except competitors cannot score their own targets. Scorers must be trained in the method of scoring used at that competition (manual, VIS, or EST). When paper targets are used, Scorers are responsible for making all initial decisions regarding the number and scores of shots fired.

4.6 TECHNICAL OFFICER

When competitions are conducted with electronic targets, there must be a qualified Technical Officer on duty. Technical Officers must be trained in electronic target operations, the resolution of electronic target complaints and how to operate electronic target competition management software. During competitions, the Technical Officer

is responsible for operating the electronic target control computer and working with the Range Officer(s) to resolve any electronic target complaints. The Technical Officer is responsible for making decisions regarding the number or scores of shots, and for making final decisions in coordination with the Statistical Officer and Range Officer regarding electronic target score protests or complaints.

4.7 JURY

If a protest is filed, the Match Director must appoint a three-member Jury to interpret applicable Rules and decide the protest, except that at the National Matches a National Matches Protest Jury shall decide protests. One member of the Jury is designated as the Jury Chairman. Jury members should be persons who are familiar with these Rules and have experience in competitions. They may be Competition Officials, Team Officials or competitors in the competition who are not directly involved in the protest. Decisions by the Jury must be based on applicable Rules or, in cases not specifically covered by the Rules, must be governed by the intent and spirit of the Rules. No Jury decision may be made that is contrary to these Rules. Written Competition Protests must be decided by a majority of the Jury. Jury decisions may be appealed to a CMP Protest Committee (Rule 9.6). Decisions by a CMP Protest Committee or a National Matches Protest Jury are final and may not be appealed (Rules 9.6 & 9.7).

4.8 MATCH OFFICIALS' DUTIES

All Match Officials are responsible for carrying out their duties as described in this Rule (Rule 4.0) to ensure that competitors have fair, enjoyable competitions conducted according to applicable rules and the highest standards of sportsmanship. All Match Officials are duty-bound to conscientiously follow these Rules while acting with complete impartiality and treating competitors with respect. Match Officials may not contravene or overlook Rules. If a situation arises that is not covered by these Rules, Match Officials must decide the situation in a way that follows the intent of the Rules and is fair to all competitors. If situations arise in a competition that are not covered by the Rules, this must be reported to CMP Competitions.

5.0 RIFLES AND EQUIPMENT

5.1 SMALLBORE RIFLES

Rifles used in CMP Smallbore Rifle competitions must comply with these requirements:

a) Be chambered for .22 long rifle cartridges only.

b) Be single shot or single loader rifles. The Match Director may, on request, approve the use of a multi-shot rifle provided that the rifle is loaded one round at a time.

c) Hook butt-plates, adjustable cheek-pieces and palm rests are permitted. Competitors may use more than one butt-plate, cheek-piece, or sights. A detachable fore-end riser may be used. A fore-end extension or riser that provides a straight plane surface and is not deeper than 140mm is not a palm

rest. A palm rest, which may only be used in the standing position, may not extend more than 200 mm (7.9 in.) below the centerline of the barrel.

d) The butt hook projecting rearward from the bottom of the butt-plate must not extend more than 153mm past the rear of a line that is perpendicular to a line drawn through the axis of the bore of the rifle, and that is tangent to the deepest part of the butt-plate depression that normally rests against the shoulder. The butt hook projecting from the bottom of the butt-plate must have a total outside length around any curve or bend of not more than 178mm; The top projection of the butt-plate must not extend more than 25mm to the rear of this perpendicular line; and any devices or weights projecting forward or laterally from the lower part of the butt-plate are prohibited.

e) May not have any device, mechanism or system that actively reduces, slows, or minimizes rifle oscillations or movements before the shot is released.

f) Barrels and extension tubes must not be perforated in any way. Compensators and muzzle brakes are prohibited.

g) Weight may not exceed 8.0 kg. (17.6 lbs.). Weights may be attached provided the total weight does not exceed 8.0 kg. If a hand stop or palm rest is used, it must be weighed with the rifle.

h) The pistol grip for the right hand must be configured so that it does not rest on the sling or on the left arm, hand or wrist.

i) A palm rest is any removable attachment or extension below the fore-end that aids the support of the rifle by the forward hand. Orthopedic shaping, (finger or thumb or depressions), is allowed. Such attachments must not extend more than 200mm below the centerline of the barrel. Palm rests may be used on Smallbore Rifles in the standing position only.

j) No competitor may use more than one rifle in all stages of an event unless that rifle becomes disabled and cannot be repaired. Disabled rifles may be replaced with another rifle in accordance with Rule 7.13.

k) Electronic triggers are permitted provided that all components are attached to and contained within the action or stock of the rifle so that the battery and wires are not visible externally. The trigger must be operated by the right hand of a right-handed competitor or left hand of a left-handed competitor.

5.2 SMALLBORE RIFLE SIGHTS

Two types of sights may be used on Smallbore Rifles as specified in the Match Program and course of fire.

5.2.1 Metallic Sights

Metallic sights may have light or polarizing filters, but they may not contain any system of lenses, and they cannot have any light-enhancing or optical system. A single corrective lens may be attached to the exterior of the rear sight but not to the interior. Competitors who are 21 years of age or older in the year of the competition may also use a magnifying lens with a maximum magnification of +0.75 in or on their front sight. Spirit levels are permitted on the front or rear sights.

5.2.2 Optical Sights

Any sighting system which includes a lens or system of lenses and an aiming reference or reticle at the focal plane of a lens or system of lenses. Optical sight magnification is unlimited.

5.3 F-CLASS SMALLBORE RIFLES

Rifles and rests used in F-Class events must comply with the following rules:

5.3.1 F-Class General Rifle Rules

a) Rifles must be chambered for .22 long rifle rimfire cartridges. Rifles must be single loaded.

b) Rail guns or rifles with similar mechanical methods of returning to a precise point of aim are prohibited.

c) Any safe, manually operated trigger is permitted; remotely operated or release triggers are not permitted.

d) Any sighting system, optical or metallic, is permitted, but it must be included in the rifle's overall weight.

e) The forearm of the rifle may not exceed 76 mm (2.99 in.) in width.

f) Rifles must be fired from the supported prone position (Rule 6.1.4). The use of a table is not allowed, except as authorized for competitors with disabilities in accordance with Rule 3.8.

5.3.2 F-Class General Rifle Rest Rules

a) Rifles may be supported by a maximum of two rests (front and rear).

b) Front rests or bipods may be adjusted after every shot.

c) Mechanical rests or any mechanical method that returns the rifle to a previous or precise point of aim are prohibited.

d) A rear rest may be used to support the butt of the rifle. Rear rests may be a "rabbit ear" bag, gloved hand, bean bag, etc. Rear rests may not be attached to the rifle. Rear rests may not use any mechanical means of adjustment.

e) A sling may be used in conjunction with a front rest or bipod. If a sling is used, it must be included in the overall weight of the rifle and support system.

f) In lieu of a front rest or bipod, the rifle may be rested on a support in the form of a sandbag, bean-bag, rolled up blanket, etc.

g) A board or plate may be placed under the front and/or rear rests. The maximum outside dimensions of the plate may not extend more than two (2) in beyond either side of the front rest. Boards or plates must be flat with no holes, grooves, recesses, or other special shaping. Leveling screws or any other type of leveling adjustments are prohibited.

h) To compensate for uneven or sloped firing points additional objects may be placed under the board or plate or front rest to level the rifle.

i) Ground cloths or shooting mats (Rule 5.8.5) are permitted and may be placed under the rifle rest or bipod.

5.3.3 F-Class Open Rifle (F-O)

a) F-Class Open Rifles (F-O) are fired off rests as described in this rule.

b) The maximum weight of the rifle, sights, front rest if attached to the rifle, and any attachments is 10 kg (22.05 lbs.). Attachments shall include all accessories attached to the rifle in any way or that recoil with the rifle.

c) A maximum of two rests (front and rear) may be used but neither rest may be attached to the rifle in any way. The rifle's forearm may rest on the front rest, or it may be held by the competitor's hand which is supported by the front rest.

d) The front rest may have a maximum of three (3) support feet with spikes no longer than 2 in. (50.8mm) in length which may be pressed into the ground. Ground spikes may not cause damage to the firing point. The front rest may be fully adjustable. The rifle forearm may be supported by the front rest, and the area of contact may not exceed 76 mm x 76 mm (2.99 in. x 2.99 in.). If a forward rest is attached to the rifle, it must be included in the overall weight of the rifle.

5.3.4 F-Class Target Rifle (F-TR)

a) F-Class Target Rifles (F-TR) are fired off bipods as described in this rule.

b) The maximum weight of the rifle, sights, bipod, and any attachments is 8.25 kg (18.19 lbs.). Attachments shall include all accessories attached to the rifle in any way or that recoil with the rifle.

c) The bipod may have no more than two legs that contact the ground or firing point. Bipod legs can be rigid or folding. Bipod legs may be independently adjustable to allow compensation for uneven firing point surfaces.

5.4 USE OF SPECIAL EQUIPMENT

See also Rule 1.3. Any rifles, devices, equipment, accessories, or apparel that could give a competitor an advantage over others, that are not specifically approved in these Rules or that are contrary to the spirit of these Rules are prohibited. The use of any special devices, means or garments that immobilize, provide artificial support, or unduly reduce the flexibility of the competitor's legs, body or arms is prohibited. The competitor is responsible for submitting equipment to Match Officials for inspection prior to the start of an event in cases where doubt exists. Match Officials have the right to examine the competitor's equipment at any time to be sure it complies with these Rules.

5.5 RIFLE CLOTHING FOR THREE-POSITION EVENTS

Only one (1) shooting jacket, only one (1) pair of shooting trousers and only one (1) pair of shooting shoes may be used in any competition. This does not preclude the competitor from using normal athletic type training clothes or shoes in any event or position. All shooting jackets, shooting trousers and shooting gloves must be made of flexible material that does not materially change its physical characteristics, that is, become stiffer, thicker or harder, under commonly accepted shooting conditions. All lining, padding and reinforcements must meet the same specifications. Any lining or padding must not be quilted, cross-stitched, glued or otherwise affixed to the outer clothing layer other than at normal tailoring points. All lining or padding must be measured as a part of the clothing. Ordinary athletic type training trousers or normal athletic type training shoes may be worn in any event or position. If shorts are worn

during competitions, the bottom of the leg material must be no more than 15cm above the center of the kneecap. Sandals of any type may not be worn.

5.5 A NATIONAL STANDARD RIFLE CLOTHING FOR THREE-POSITION EVENTS

Rifle clothing that complies with the following rule (5.5A) is considered "National Standard" clothing and may be worn in all CMP sanctioned Smallbore Rifle Position competitions. This rule does not apply to clothing that is worn in Smallbore Rifle Prone events. See Rule 5.8 for clothing and equipment rules for Smallbore Rifle Prone events.

SPECIAL STATEMENT REGARDING CLOTHING FOR THREE-POSITION EVENTS. This rulebook contains two different rules that apply to the shooting jackets and trousers worn by competitors; both are valid for 2027 CMP Smallbore Rifle competitions. One rule (5.5 A) is essentially the rule that applied prior to the introduction of the 2026 ISSF clothing rules. The second rule (5.5 B) is based on current ISSF rifle clothing rules. The CMP recognizes that many athletes who participate in Smallbore Rifle 3-Position events governed by this rulebook also participate in competitions governed by ISSF and USA Shooting rifle clothing rules and have rifle clothing that complies with those rules. The CMP also recognizes that many Smallbore Rifle 3-Position competitors will compete with rifle jackets and trousers that comply with previous rifle clothing rules, but not with current ISSF/USA Shooting Rules. Experiences in 2026 demonstrated that competitors whose clothing complied with ISSF/USA Shooting rifle rules were not at a competitive disadvantage to athletes whose rifle clothing complied with pre-2026 clothing rules. **Competitors who compete in Smallbore Rifle 3-Position events governed by these rules may, at their option, use rifle clothing that complies with either rule, 5.5 A or 5.5 B.** Competitors whose rifle clothing complies with either rule are eligible to compete in CMP Smallbore Rifle 3-Position championships and sanctioned competitions in 2027.

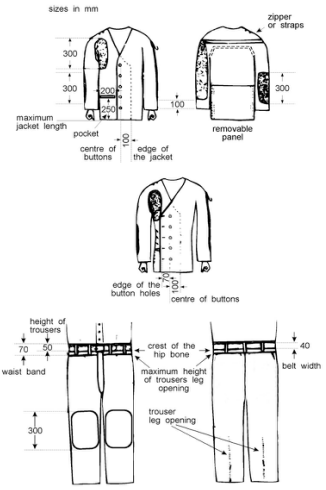

5.5 A1 Shooting Jacket

A shooting jacket meeting the standards of Rule 5.4 and the following specifications/restrictions is permitted (also see drawing of jacket on right):

b) **Thickness** – The body and sleeves of the jacket, including the lining, must not exceed 2.5mm in single thickness and 5mm in double thickness at any point where flat surfaces may be measured. No thickness

measurement greater than 2.5mm single thickness or 5mm double thickness may be approved (zero tolerance).

c) **Stiffness** – The body of the jacket must be sufficiently flexible to meet pre-2026 ISSF stiffness test requirements (minimum of a 3.0 mm depression within 60 seconds when using an ISSF-approved stiffness testing device). No measurement below the minimum measurement of 3.0 mm may be approved. Every part of the jacket must be capable of being measured with the 60 mm measuring cylinder. If a jacket part is too small for normal testing, measuring must be done over the seams.

d) **Length of Jacket** – The jacket must not be longer than the bottom of the balled fist. In the prone and kneeling positions, the sleeve of the shooting jacket must not extend beyond the wrist of the arm on which the sling is attached. The sleeve must not be placed between the hand or glove and the fore-end of the stock when the competitor is in the shooting position.

e) **Jacket Closure** – Closure of the jacket must be only by non-adjustable means (e.g., buttons or zippers). The jacket must not overlap more than 100 mm at closure. The jacket must hang loosely on the wearer. To determine this, the jacket must be capable of being overlapped beyond the normal closure by at least 80 mm, measured from the center of the button to the outside edge of the buttonhole. If an otherwise legal jacket has adjustable strap closures, this jacket may be used if the adjustable straps are adjusted and taped to provide for the required 80 mm overlap.

f) **Straps, Laces, Bindings, Seams, Stitching or Other Devices for Support** - All straps, laces, bindings, seams, stitching or other devices that may be considered artificial support are prohibited. However, it is permitted to have one zipper or not more than two straps to take up loose material in the area of the shoulder pad. No other zipper or other closing or tightening device is permitted other than those specified in these rules and diagrams.

g) **Back Panel** – The construction of the back panel may include more than one piece of material including a band or strip if this construction does not stiffen or reduce the flexibility of the jacket. All parts of the back panel must comply with the thickness and stiffness restrictions.

h) **Sleeves** – The competitor must be capable of fully extending both arms (straighten sleeves) while wearing their buttoned jacket.

i) **Pockets** – One external pocket is permitted on the right front side of the jacket (right-handed competitor). All inside pockets are prohibited.

j) **Padding** – Reinforcements or padding may be added on both sleeves to one half the circumference of the sleeve, and to the shoulder where the butt-plate rests. On the sling arm, the pad may extend from the upper arm to a point 100mm from the end of the sleeve. The other pads may have a maximum length of 300mm. The maximum thickness of any reinforced or padded area, including the jacket material and all linings, is 10mm single thickness or 20mm double thickness.

k) **Sling Keeper** – Only one hook, loop, button, or similar device may be fastened to the outside of the sleeve or shoulder seam on the sling arm to prevent the sling from sliding.

l) **Velcro, Sticky Substance, Liquid or Spray - None** of these substances or similar materials may be applied to the outside or inside of the jacket,

pads or shoes and/or floor or equipment. Roughening the material of the jacket is permitted.

5.5 A2 Shooting Trousers

Shooting trousers meeting the standards of Rule 5.4 and the following specifications are permitted (see trousers drawing on page 16):

a) **Thickness** – The shooting pants, including the lining, must not exceed 2.5 mm in single thickness and 5mm in double thickness at any point where flat surfaces may be measured. The maximum thickness of any reinforced or padded area, including the trouser material and all linings, is 10mm single thickness or 20mm double thickness. No thickness measurement greater than these maximum thicknesses may be approved (zero tolerance).

b) **Stiffness** – The body of the trousers must be sufficiently flexible to meet ISSF stiffness test requirements (minimum of a 3mm depression when using an ISSF-approved stiffness testing device). This requirement will only be tested and enforced at national-level competitions. No measurement below the minimum measurement of 3mm may be approved. Every part of the trousers must be capable of being measured with the 60mm measuring cylinder. If a jacket part is too small for normal testing, measuring must be done over the seams.

c) **Fit -** The top of the shooting pants must not fit or be worn higher on the body than 50mm above the crest of the hipbone. The trousers must be loose around the legs.

d) **Waist Band and Its Closures** - The waistband may not be more than 70mm wide and may be closed by one hook and up to 5 eyes, up to 5 adjustable snap fasteners, a similar closure or Velcro. Only one type of closure is permitted. A Velcro closure combined with any other closure is prohibited. If the thickness of the waistband exceeds 2.5mm, a belt is not permitted. If a belt is not worn, the thickness of the waistband may not exceed 3.5mm. There may be a maximum of seven belt loops, not more than 20mm in width, with at least 80mm between belt loops.

e) **Waist Belt** - To support the shooting pants only a normal waist belt not more than 40mm wide and 3mm thick or elastic suspenders may be worn if the waistband thickness does not exceed 2.5mm. The belt buckle or fastener or doubled extension of the belt must not be used to support the left arm or elbow (right-handed competitor) in the standing position.

f) **Other Fasteners and Closures** - Zippers, buttons, Velcro or other similar non-adjustable fasteners or closures may be used in the shooting pants only in the following places:

- Only one other fastener or closure is permitted in the front to open and close the fly. The fly must not be lower than the level of the crotch.
- Only one other fastener is permitted in each trouser leg. The opening (fastener) must not start closer than 70mm from the top edge of the trousers. It may, however, extend to the bottom of the trouser leg. One fastener is permitted either in the front of the upper leg or the back of the leg, but not in both places on one leg.

g) **Padding** – Reinforcements or padding may be added to both knees of the shooting trousers. The kneepads must not be wider than half the circumference of the leg and can have a maximum length of 300mm. Seat pads are not permitted on shooting trousers.

5.5 B. ISSF COMPLIANT RIFLE CLOTHING FOR THREE-POSITION EVENTS

Rifle clothing that complies with the following rule (5.5B) is considered "ISSF Compliant" clothing that may be worn in all CMP sanctioned Smallbore Rifle Position competitions. This rule does not apply to clothing and equipment that is worn in Smallbore Rifle Prone events. See Rule 5.8 for clothing and equipment rules for Smallbore Rifle Prone events.

5.5 B1 Stiffness Testing Standards

Testing must be done by using the **Stiffness Measurement Device** as described in ISSF Rule 6.5.2 and using the Control Procedures described in the current **ISSF Rifle Equipment Control Guide**, downloadable from the ISSF website. Rifle competition clothing must comply with these stiffness measurement standards: a) If the measuring cylinder is depressed at least 3mm, the material is acceptable; b) If a measurement below 3mm is displayed, the material is too stiff. No measurement below the minimum measurement of 3mm may be approved; and c) Every part of the jacket or trousers must be capable of being measured with the 60mm measuring cylinder. If a part is too small for normal testing (no flat area 60mm or larger), measuring must be done over the seams. d) Jacket seams must not be constructed to be so stiff that they are unable to bend with their adjacent panels. They must allow the jacket to collapse naturally when placed upright on a level surface and not act as a frame which holds the jacket rigid as if being worn. In cases of doubt, seams must be measured as above and be able to deflect 3mm in 30 seconds.

5.5 B2 Shooting Jacket

A shooting jacket meeting the standards of Rule 5.4 and the following specifications/restrictions is permitted (also see the jacket drawing on page 16):

a) **Stiffness** – When a competitor is wearing the jacket the entire area above the lowest point of the shoulder-blades, excluding the arms, may be stiffer than the remainder of the jacket subject to the following proviso: The upper area must pass the stiffness test when measured with the official stiffness-testing device and achieve a deflection of 3mm within a maximum time of **thirty, (30)**, seconds. The jacket below the lowest point of the shoulder blades, plus the sleeves, (single thickness), must pass the same test within **fifteen (15)** seconds. Stiffness measurements apply to a 'single' thickness of jacket panels irrespective of the number of layers of material used in the construction (i.e., unfolded panels with a maximum thickness of 2.5mm, (see 5.4 B1 above).

b) **Thickness** – The body and sleeves of the jacket may consist of more than one layer of material, including a thin inner lining, provided that the maximum combined thickness of 2.5mm, (single) or 5mm (double) thickness is not exceeded.

c) **Jacket Closure** – Closure of the jacket must be only by non-adjustable means (e.g., buttons or zippers). The jacket must not overlap more than 100mm at closure. The jacket must hang loosely on the wearer. To determine this, the jacket must be capable of being overlapped beyond the normal closure by at least 80mm, measured from the center of the button to the outside edge of the buttonhole. If an otherwise legal jacket has adjustable strap closures, this jacket may be used if the adjustable straps are adjusted and taped to provide for the required 80mm overlap. Measurements will be taken with the arms at the sides. A measurement must be made with an overlap gauge with a tension of 6.0 kg to 8.0 kg. The area surrounding the buttonhole is limited to a maximum of 12mm, and this area may exceed the permitted 2.5mm thickness. A maximum number of five (5) buttons is allowed to close the jacket.

d) **Straps, Laces and Bindings** - All straps, laces, bindings, seams, stitching or other devices that may be considered artificial support are prohibited. However, it is permitted to have one zipper or not more than two straps to take up loose material in the area of the shoulder pad. No other zipper or other closing or tightening device is permitted other than those specified in these rules and diagrams.

e) **Shooting Jacket Measurements** – Shooting jackets must comply with the specifications shown in the drawing on the next page.

f) **Back Panel** – The construction of the back panel may include more than one (1) piece of material provided this construction does not stiffen or reduce the flexibility of the jacket. All parts of the back panel must comply with the thickness maximum of 2.5mm and the stiffness minimum of 3.0mm.

g) **Side Panels** - The construction of the side panels may not place any seam or seams under the elbow of the support arm in the standing position within a seam-free zone that extends 70mm above the tip of the elbow and 20 mm below the tip of the elbow. This must be checked with the competitor

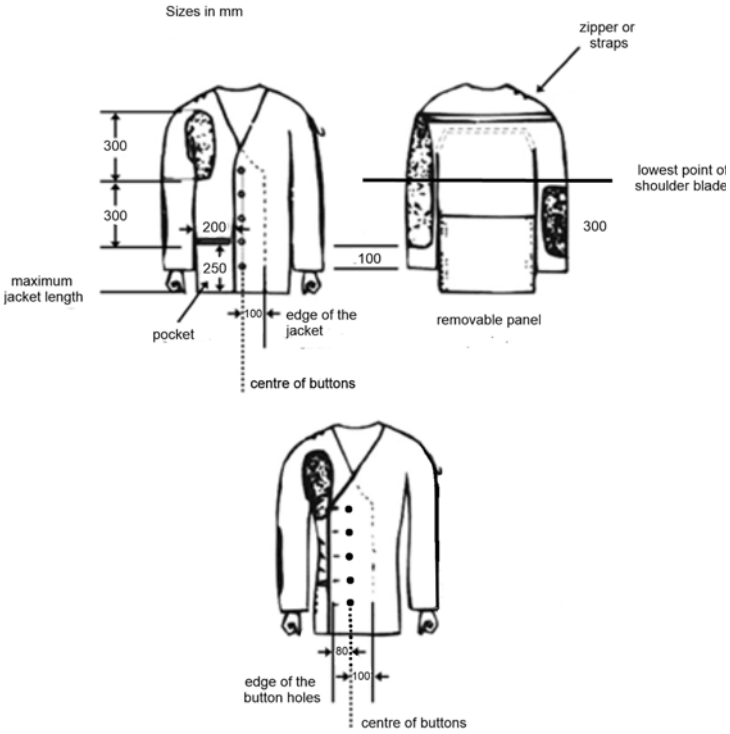

wearing the jacket fully closed and while holding the rifle in the standing position.

h) **Sleeves** – The competitor must be capable of fully extending both arms (straighten sleeves) while wearing their buttoned jacket. In the prone and kneeling positions, the sleeve of the shooting jacket must not extend beyond the wrist of the arm on which the sling is attached. The sleeve must not be placed between the hand or glove and the fore-end of the stock when the competitor is in the shooting position. The end of the sleeve may be allowed to touch the rifle if it does not give any apparent support.

i) **Reinforcements** – Shooting jackets may have reinforcement patches added only to their outside surfaces subject to the following limitations: a) Maximum thickness, including jacket material and all linings: 10mm single thickness or 20mm when measured as a double thickness; b) Reinforcement may be added on both elbows but must not extend to more than half (1/2) of the circumference of the sleeve. On the arm which holds the sling, the reinforcement may extend from the upper arm to a point 100mm from the end of the sleeve. The reinforcement on the opposite arm may have a maximum length of 300mm. Only one (1) hook, loop, button or similar device may be fastened to the outside of the sleeve or shoulder seam on the sling arm to prevent the sling from sliding. Reinforcement on the shoulder where the butt-plate rests must not be longer than 300mm in the longest dimension (see drawing above).

j) **Pockets -** All inside pockets are prohibited; and one (1) external pocket is permitted, located on the right front side (left front side for left hand athletes) of the jacket. The maximum size of the pocket is 250mm high from the lower edge of the jacket and 200mm wide.

k) **Sling Keeper** – Only one hook, loop, button, or similar device may be fastened to the outside of the sleeve or shoulder seam on the sling arm to prevent the sling from sliding.

l) **Velcro, Sticky Substance, Liquid or Spray -** None of these substances or similar materials may be applied to the outside or inside of the jacket, pads or shoes and/or floor or equipment. Roughening the material of the jacket is permitted.

5.5 B3 Shooting Trousers

Shooting trousers meeting the standards of Rule 5.4 and the following specifications are permitted (see trousers drawing below):

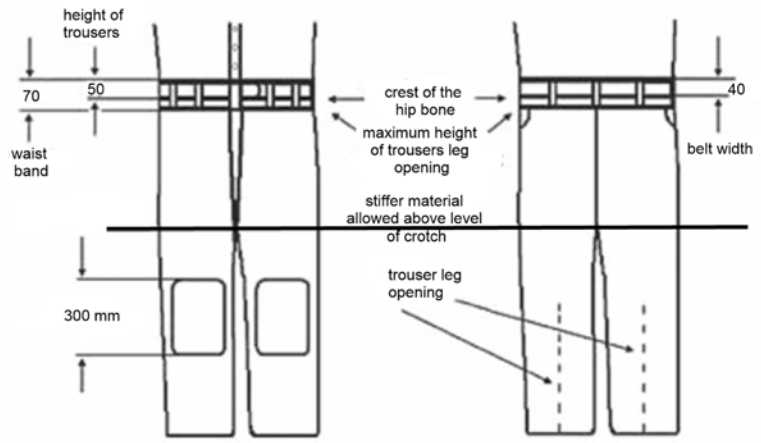

a) Thickness - The trousers, including the lining, must not exceed 2.5mm in single thickness and 5mm in double thickness at any point where flat surfaces may be measured. The number of layers of material is irrelevant provided that the permitted thickness is not exceeded.

b) **Stiffness** – Trousers may consist of more than one layer of material, including a thin inner lining, provided that the maximum combined permitted single thickness of 2.5mm is not exceeded, or 5mm if it is necessary to measure two total thicknesses (for example a sleeve or a leg) The upper part of the trousers above the level of the crotch may be stiffer than the lower part, subject to the following proviso: The trousers above the level of the crotch must pass the stiffness test when measured with the official stiffness-testing device and achieve a deflection of 3mm within a maximum time of thirty, (30), seconds. The material of both legs below the level of the crotch must pass the same test within fifteen (15) seconds.

c) **Height -** The top of the trousers must not fit or be worn higher on the body than 50mm above the crest of the hipbone.

d) **Pockets -** All pockets are prohibited.

e) **Tightening** - The trousers must be loose around the legs. All drawstrings, zippers, or fasteners to tighten the trousers around the legs or hips are prohibited.

f) **Waist Belt** - To support the trousers only a normal waist belt not more than 40mm wide and 3mm thick or braces (suspenders) may be worn. If a belt is worn in the standing position, the buckle or fastening must not be used to support the left arm or elbow. The belt must not be doubled, tripled etc. under the left arm or elbow.

g) **Waist-Band** - If the trousers have a waist-band it may not be more than 70mm wide. If the thickness of the waistband exceeds 2.5mm, a waist belt is not permitted. If a waist belt is not worn, the absolute maximum thickness of the waistband is 3.5mm.

h) **Belt loops -** There can be a maximum of seven (7) belt loops, not more than 20mm in width, with at least 80mm between belt loops.

i) **Closure** - The trousers may be closed by one (1) hook and up to five (5) eyes, or up to five (5) adjustable snap fasteners, or similar closure or Velcro that must not be multi-layered. Only one (1) type of closure is permitted. A Velcro closure combined with any other closure is prohibited.

j) Ordinary Trousers - If special shooting trousers are not worn, ordinary trousers may be worn providing they do not give artificial support to any part of the body.

k) **Zippers, Buttons, Velcro** or similar non-adjustable fasteners or closures, may be used in the trousers only in the following places:

- One type of fastener or closure in the front to open and close the trouser fly. The fly must not be lower than the level of the crotch;
- Any holes that cannot be closed are permitted; and
- Only one (1) other fastener is permitted in each trouser leg. The opening (fastener) must not start closer than 70mm from the top edge of the trousers. It may, however, extend to the bottom of the trouser leg (see Shooting Trousers Measurements 5.5B.3). One (1) fastener is permitted either in the front of the upper leg or the back of the leg, but not in both places in one (1) leg.

l) **Reinforcements** - may be added to both knees of the trousers. Knee reinforcements may have a maximum length of 300mm and must not be wider than half the circumference of the trousers leg. The thickness of reinforcement including the trousers material and any linings must not exceed 10mm in single thickness (20mm double thickness).

m) Shooting Trousers may be worn in the Rifle Prone events, and any stage of Rifle 3-Position events, Men and Women.

n) **Fit -** The top of the shooting pants must not fit or be worn higher on the body than 50mm above the crest of the hipbone. The trousers must be loose around the legs.

o) **Shooting Trouser Measurements** – Shooting trousers must comply with the specifications shown in the drawing on page 22.

p) **Waist Band** – If the trousers have a waist-band it may not be more than 70mm wide. If the thickness of the waistband exceeds 2.5mm, a waist belt is not permitted. If a waist belt is not worn, the absolute maximum thickness of the waistband is 3.5mm.

q) **Waist Belt** - To support the shooting pants only a normal waist belt not more than 40mm wide and 3mm thick or elastic suspenders may be worn if the waistband thickness does not exceed 2.5mm. The belt buckle or fastener or doubled extension of the belt must not be used to support the left arm or elbow (right-handed competitor) in the standing position.

r) **Other Fasteners and Closures** - Zippers, buttons, Velcro or other similar non-adjustable fasteners or closures may be used in the shooting pants only in the following places:

- Only one other fastener or closure is permitted in the front to open and close the fly. The fly must not be lower than the level of the crotch.
- Only one other fastener is permitted in each trouser leg. The opening (fastener) must not start closer than 70mm from the top edge of the trousers. It may, however, extend to the bottom of the trouser leg. One fastener is permitted either in the front of the upper leg or the back of the leg, but not in both places on one leg.

s) **Padding** – Reinforcements or padding may be added to both knees of the shooting trousers. The kneepads must not be wider than half the circumference of the leg and can have a maximum length of 300mm. Seat pads are not permitted on shooting trousers.

5.6 THREE-POSITION CLOTHING

The following rules apply to shooting clothing worn in Smallbore Rifle Three-Position events.

5.6.1 Alternate Rifle Jacket

If a competitor does not have a shooting jacket or trousers that comply with Rule 5.5 A, they may elect to compete with a rifle jacket that complies with Rule 5.5.1 in the ***CMP Highpower Rifle Competition Rules***. These "heavy coats" may be worn in prone or position events, provided the competitor wears only ordinary trousers. Special shooting trousers may not be worn with alternate rifle jackets.

5.6.2 Undergarments and Training Clothing

Clothing worn under the shooting jacket and under the shooting pants must not be thicker than 2.5mm single thickness or 5mm double thickness. Only normal personal undergarments and/or training clothing that does not stabilize may be worn under the shooting jacket and shooting pants. Jeans and ordinary trousers may not be worn under the shooting pants. If shooting trousers are not worn, jeans or ordinary trousers may be worn providing they do not give artificial support to any part of the body. Kinesio, medical or body taping are not permitted unless a temporary exception is approved in accordance with Rule 3.8.

5.6.3 Shoes

Normal street type or light athletic shoes are permitted in all positions. Special shooting shoes not exceeding the following specifications may be worn in 10 m and 50 m 3-Position events:

- The material of the upper part (above the line of the sole) must be of soft, flexible, pliable material, not thicker than 4mm, including all linings, when measured on any flat surfaces such as point D in the Shooting Shoe Measurements Table (Table 2).
- The shoe sole must be constructed of the same material and composition throughout its length and breadth, and the sole must be flexible in the entire forward part of the foot. Athletes may use removable inner soles or inserts in their shoes, but any inserts must also be flexible in the forward part of the foot.
- To demonstrate that soles are flexible, athletes must always walk normally when on the Field of Play, (heel-toe and bending the knees). This particularly applies when walking to their firing points while being announced in Finals. If their clothing or shoes are so restrictive and over-supportive that such natural walking is impossible, a warning will be given for the first offence, and a two-point penalty and possible disqualification will be given for subsequent violations.
- The height of the shoe from the floor to the highest point (Dimension C, Shooting Shoe Measurements Table) must not exceed two thirds (2/3) of the length of the sole.
- Shoes worn by athletes must be a matching pair externally.
- **Shooting Shoe Measurements Table**. Competitor's shoes must not exceed the maximum dimensions shown in the drawing and chart:

TABLE 2 – RIFLE SHOE SPECIFICATIONS	
A	Maximum thickness of sole at the toe: 10mm
B	Overall length of shoe: According to size of wearer's foot
C	Maximum height of shoe: Not to exceed two-thirds (2/3) length of B
D	Upper part of shoe material maximum thickness: 4mm Shoe Material
The shoe sole must follow the external curvature of the shoe and may not extend more than 5mm beyond the external dimensions of the shoe at any point. Toes or heels may not be cut square or flat.	

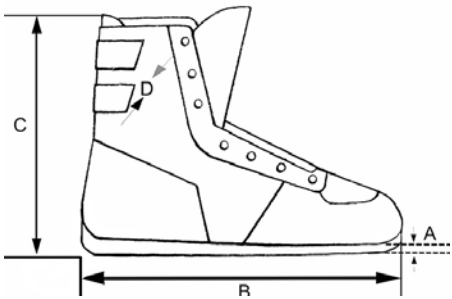

5.6.4 Glove

Any shooting glove meeting the following specifications/restrictions is permitted:

a) **Thickness** – Total thickness must not exceed 16 mm, measuring front and back materials together at any point other than on seams and joints.

b) **Glove Measurement** - The glove must not extend more than 50mm above the wrist measured from the center of the wrist knuckle. Any strap or other closure device at the wrist is prohibited. However, a portion of the wrist may be elasticized to enable the glove to be put on, but it must leave the glove loose around the wrist.

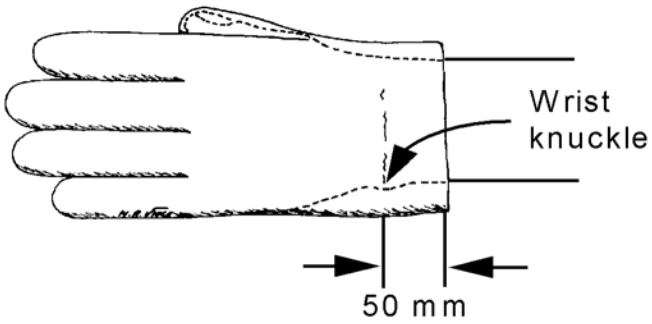

5.6.5 Kneeling Heel Pad

A separate piece of flexible, compressible material with maximum dimensions of 20 cm x 20 cm may be placed on the heel in the kneeling position. The kneeling heel pad may be no thicker than 10mm when compressed with the measuring device used to measure rifle clothing thickness.

5.7 THREE-POSITION EQUIPMENT

The following rules apply to shooting equipment used in Smallbore Rifle Three-Position events.

5.7.1 Ammunition

.22 Long Rifle rimfire cartridges with bullets made of lead or similar soft material and not larger than .23 inches in diameter must be used. Ammunition fired in F-Class events must be loaded with 40-grain lead projectiles.

5.7.2 Kneeling Roll
One cylindrical roll placed under the right foot or ankle of the right foot, in the kneeling position is allowed. The roll cannot exceed a maximum of 25 cm (10 in.) long and 18 cm (7 in.) in diameter. The roll must be made of soft and flexible material. The use of binding or other devices to shape the roll is not permitted. Competitors who are 55 years of age or older may use a second kneeling roll in the kneeling position that is placed between the right heel and buttocks.

5.7.3 Sling
A shooting sling with a maximum width of 40mm is allowed in the kneeling and prone positions. The sling must be worn only over the upper part of the left arm (right arm for a left-handed competitor) and from there connected to the fore-end of the rifle stock. The sling must pass along one side of the hand and wrist only. No part of the rifle may touch the sling or any of its attachments except at the sling swivel and hand stop. A sling is not allowed in the standing position.

5.7.4 Spotting Scope
The use of an individual spotting telescope, with stand, to visually observe shots or judge wind is permitted**.** The use of a spotting scope camera that transmits spotting scope images to another electronic device is not permitted.

5.7.5 Shooting Kit and Rifle Stand
A shooting kit, chair or rifle stand may be used as a rifle rest between shots in the standing position, providing no part of the stand is taller than the competitor's highest shoulder when they are in a standing position. The shooting kit, chair or rifle stand may not be of such size or construction as to interfere with other competitors. When used as a rifle rest or cartridge holder (kneeling position), the kit, chair or stand may be placed forward of the firing line. When using a rifle stand, competitors must take special care to be sure the muzzle of the rifle, when the rifle rests on the stand, is not pointed towards or near another competitor. If a rifle cradle is attached to a rifle stand, it should be placed no higher than one-third of the distance between the floor and the competitor's shoulders (to prevent stands from easily tipping over and damaging rifles). The competitor must hold any rifle placed on top of the shooting stand; a rifle may not be allowed to rest freely on top of a shooting stand. When not used as a rifle rest or cartridge holder (kneeling), the kit, or stand may not be placed forward of the firing line.

5.7.6 Shooting Mat
A shooting mat consisting of one or more pieces of material may be used in the prone or kneeling positions (but not in standing), provided that all items placed under any part of the competitor's body may not exceed a maximum thickness of 5.0 cm (2 in.) when measured together and that the mat is not constructed or used to provide artificial support. A folded mat may be placed under all, or part of a competitor's position provided the thickness of any folded portion of the mat does not exceed 5.0 cm (2 in.). Placement of the mat must not interfere with other competitors

5.7.7 Sound Producing and Communications Devices
Competitors may only wear sound reducing devices on the firing line. Competitors may not wear sound-enhancing or receiving devices on or immediately behind the firing points during Preparation and competition periods. Competitors may use personal mobile phones or other hand-held electronic devices (i.e., cell phones, tablets, etc.) on the firing line, provided they are not used for communications purposes (must be placed in airplane mode). Competitors may use timers or

mobile phones with timer apps, but any timers that make audible sounds are not permitted. Spectators and Match Officials may have mobile phones, but phones must be in the silent mode.

5.7.8 Visor or Cap

A cap or visor may be worn. The cap or visor may extend forward of the athlete's forehead no more than 80mm. The cap or visor made with a flexible material may touch the rear sight. A cap or visor that is made of non-flexible and stiff/hard material is not allowed to touch the rear sight. Any type of cap or visor may not be worn in a way that makes it a side blinder, the Range Officer must be able to see the side of the athlete's eye when viewed laterally at the same height from the ground.

5.7.9 Rear Sight Blinder

A blinder may be attached to the rifle or to the rear sight. The blinder should be no more than 30mm deep (A) and extend no more than 100mm from the center of the rear sight aperture (B) on the side of the non-aiming eye.

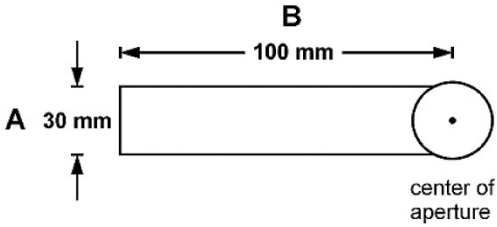

5.7.10 Head Blinders

It is permitted to use a front blinder not more than 30mm wide over the non-aiming eye. It is not permitted to use side blinders. Match Officials must be able to see the competitor's eye when viewed from the side (90-degree angle).

5.7.11 Bipod

A bipod may be attached to the rifle to support it between stages of fire. A bipod or rifle rest may not be attached to the rifle while shooting three-position events, but it may remain attached when used in prone events.

5.7.12 Wind Indicators

Electronic or mechanical wind gauges or indicators may be used on the firing line to evaluate wind conditions, but they may not be placed more than 24 in. (61 cm.) ahead of the firing line.

5.8 SMALLBORE RIFLE PRONE CLOTHING AND EQUIPMENT

The following rules only apply to shooting equipment and clothing used in Smallbore Rifle Prone events (i.e., events identified in Table 4).

5.8.1 Shooting Jackets

Shooting jackets worn in CMP Smallbore Rifle Prone competitions may only be made of pliable (soft, flexible, easily bent) fabric or leather, except for buckles, straps, zippers, or other adjustment or fastening devices and rubber or similar material on gripping surfaces. The internal or external use of any other material, device or substance that serves to stiffen, rigidify, or immobilize any part of the competitor's upper body, back, arm or arms is prohibited. Prohibited materials include, but are not limited to, plastic, wood or metal inserts or devices, fiberboard,

fiberglass, fiberglass resin, carbon fiber or laminated materials. The alteration or repair of shooting jackets is permitted provided the jacket continues to comply with this rule. Alternate Rifle Jackets (Rule 5.6.1) may be worn in Smallbore Rifle Prone events.

5.8.2 Other Clothing

Except for the shooting jacket, only normal or sports clothing may be worn. Wearing a maximum of two sweatshirts made of soft, pliable, flexible material under the shooting jacket is permitted. Trousers and shoes or boots should be ordinary trousers and shoes or boots.

5.8.3 Shooting Glove

Special shooting gloves may be worn on the left hand (right-handed shooter) in all CMP Smallbore Rifle Prone events.

5.8.4 Slings

A leather or synthetic sling may be used in connection with the rifle and one arm only as a means of supporting the rifle. Sling cuffs and sling pads are permitted. No part of the sling may touch the rifle stock except at the sling swivel or hand stop.

5.8.5 Shooting Mats

Ground cloths or shooting mats may be used in all CMP Smallbore Rifle Prone events. Mats may not be constructed or used so that they provide artificial support.

5.8.6 Spotting Scopes

The use of a telescope to spot shots is permitted. The spotting scope stand may not be positioned forward of the firing line. The use of spotting scope cameras that transmit spotting scope images to another electronic device is not permitted.

5.8.7 Shooting Kits or Stools

A shooting kit, stool, or cart may be used to carry equipment. The kit, stool or cart may be placed on the firing point but may not be located forward of the firing line. The kit or stool may not be of such size or construction as to constitute a windbreak, and it may not interfere with competitors on adjacent firing points.

5.8.8 Electronic Devices

Competitors on the firing line may use electronic devices such as cell phones, tablets or other hand-held communication devices only to keep time, record shots or compute sight adjustments. All such devices must be in silent mode and must be incapable of communicating with other electronic devices or systems (must be switched to airplane mode). Match officials or scorers may use such devices on the firing line for communication purposes when performing official duties. Competitors who use such devices on the firing line for communication purposes are subject to a warning and possible disqualification. Timers may be used if any sound producing capability is silenced.

5.8.9 Wind Indicators

Electronic or mechanical wind gauges or indicators may be used behind the firing line or on the line to evaluate wind conditions, but they may not be placed more than 24 inches ahead of the firing line.

5.8.10 Other Accessories

a. Any accessory that is not authorized by these Rules and that may give competitors a competitive advantage must be submitted to CMP Competitions to determine its compliance with these Rules.

b. Umbrellas shaded chairs and similar large shade covers are permitted on the ready line, but not on the firing line. The brim of hats worn on the firing line may not extend beyond the competitor's shoulders.

c. Magnifying aids that attach to telescopes to aid in reading adjustments are permitted.

d. Other accessories including the use of 3D printing to produce special accessories must comply with current Smallbore Rifle Rules.

6.0 COMPETITION CONDITIONS

6.1 SHOOTING POSITIONS

Competitors fire in three different shooting positions, kneeling, prone and standing according to the Match Program. In each position, no part of the body may touch the ground ahead of the firing line. In the prone position, the left elbow must be behind the firing line. In the standing and kneeling positions, the entire left foot (forward foot) must be behind the firing line. The rifle and other parts of the body may extend over and beyond the firing line if no part of the body contacts the floor or ground on or in front of the firing line. *Note: Position descriptions are for right-handed competitors; for left-handed competitors, reverse right and left*.

6.1.1 Kneeling Position

a) The competitor may touch the firing point surface with the toe or side of the right foot, the right knee, and the left foot.

b) The rifle may be held with both hands and the right shoulder.

c) The cheek may be placed against the stock.

d) The left elbow must be supported on (see e) below) the left knee.

e) The point of the elbow cannot be more than 100mm (4 in.) over or 150mm (6 in.) behind the point of the knee (middle of the kneecap).

f) The rifle may be supported by the sling but the fore-end behind the left hand must not touch the shooting jacket.

g) No part of the rifle may touch the sling or its attachments.

h) The rifle must not touch or rest against any other point or object.

i) If the kneeling roll is placed under the right foot or ankle, the foot may not be turned at an angle of more than 45 degrees. Competitors who are 55 years of age or older may use a second kneeling roll that is placed between the right heel and buttocks.

j) If the kneeling roll is not used, the foot may be placed at any angle. This may include placing the side of the foot and lower leg in contact with the surface of the firing point or shooting mat.

k) No portion of the upper leg or buttocks may touch the firing point surface.

l) If the competitor uses the shooting mat, they may kneel completely on the shooting mat or may have one or two or three points of contact (toe, knee, foot) on the mat. Other articles or padding may not be placed under the right knee. A kneeling roll may be used in conjunction with the mat if required.

m) Only the trousers and underclothing may be worn between the competitor's seat and heel, except that a kneeling heel pad may be used (Rule 5.6.5). The jacket or other articles must not be placed between these two points.

n) The right hand or arm may not touch the left hand or arm, shooting jacket or sling.

6.1.2 Prone Position

a) The competitor may lie on the bare surface of the firing point. He may also use the mat by resting his elbows on it

b) The body is extended on the firing point with the head toward the target.

c) The rifle must be held by both hands and one shoulder only.

d) While aiming, the cheek may be placed against the rifle stock.

e) The rifle may be supported by a sling attached to the fore-end in front of the hand stop.

f) No part of the rifle may touch the sling or its attachments.

g) The rifle must not touch or rest against any other point or object.

h) Both forearms and sleeves of the shooting jacket forward of the elbows must be visibly raised from the surface of the firing point.

i) The competitor's left (sling arm) forearm must form an angle of not less than 30 degrees from the horizontal, measured from the axis of the forearm.

j) The right hand or arm may not touch the left hand or arm, shooting jacket or sling.

k) The jacket sleeve on the supporting arm may be allowed to touch the underside of the fore-end provided that it is not between the glove and the rifle or give additional support.

6.1.3 Standing Position

a) The competitor must stand free, without any artificial or other support, with both feet on the firing point surface or on the shooting mat.

b) The rifle must be held with both hands and the shoulder or the upper arm near the shoulder. The rifle is allowed to touch the jacket across the upper part of the chest.

c) The cheek may be placed against the rifle stock.

d) The right hand may not touch the left hand or left arm. The left hand may not touch the left shoulder. Neither hand nor fingers may touch the left side of the jacket. *Note: The rifle can "touch" the jacket, but the hand or fingers may not touch the jacket.*

e) The left upper arm and elbow may be supported on the chest or on the hip. If a belt is worn, the buckle or fastening must not be used to support the left arm or elbow.

f) The rifle must not touch or rest against any other point or object except in the areas permitted by 6.1.3. b) and c). There must be a clearly visible gap between the athlete's face and the rear-sight, including a blinder if attached to the rifle.

f) A palm rest may be used.

g) The use of the sling is prohibited.

6.1.4 Supported Prone Position

For the F-Class events (Rule 6.4, TABLE 5) competitors may fire in a supported prone position. Rifles must be fired from the competitor's shoulder. The rifle fore-end may be supported with a bipod or front rest, or it may be held in the competitor's hand that is supported on a front rest (Rule 5.3). The butt-stock may not touch the ground but may be supported by a rear rest. A sling may be used to support the rifle in conjunction with a front rest, but it may not be attached to the rest.

6.2 TARGETS

CMP Smallbore Rifle competitions may be conducted on either paper targets or electronic targets. If VIS scoring is used, paper targets that are compatible with the target specifications in the VIS system documentation must be used. Electronic targets used for any sight events shall have separate aiming marks affixed below the 50-meter and 50-yard aiming blacks and above the 100-yard aiming blacks. Target scoring rings must comply with the following dimensions (electronic target center-to-center dimensions are the specified dimension plus 2.78mm):

50 Meter ISSF, A-50. For use in Smallbore Position events.

Inner 10	5.0mm	5 ring	90.4mm
10 ring	10.4mm	4 ring	106.4mm
9 ring	26.4mm	Aiming Black	112.4mm
8 ring	42.4mm	3 ring	122.4mm
7 ring	58.4mm	2 ring	138.4mm
6 ring	74.4mm	1 ring	154.4mm

50 Yard ISSF, A-51. 50-meter ISSF target reduced for firing at 50 yards. For use in Smallbore Position events. Used for 50-yard F-Class events.

Inner 10	4.096mm	5 ring	82.186mm
10 ring	9.034mm	4 ring	96.816mm
9 ring	23.664mm	Aiming Black	102.78mm
8 ring	38.295mm	3 ring	111.447mm
7 ring	52.925mm	2 ring	126.077mm
6 ring	67.556mm	1 ring	140.708mm

50 Yard National, A-23. For use in Smallbore Prone events.

X ring	.39 in.	7 ring	3.89 in.

10 ring	.89 in.	Aiming Black	3.89 in.
9 ring	1.89 in.	6 ring	4.89 in.
8 ring	2.89 in.	5 ring	5.89 in.

50 Meter National, A-26. For use in Smallbore Prone events. Used for F-Class events.

X ring	.393 in.	6 ring	3.936 in.
10 ring	.787 in.	Aiming Black	4.27 in.
9 ring	1.574 in.	5 ring	4.723 in.
8 ring	2.361 in.	4 ring	5.510 in.
7 ring	3.148 in.		

50 Meter National, A-27. 50-meter national target reduced for firing at 50 yards. For use in Smallbore Prone events.

X ring	.359 in.	6 ring	3.599 in.
10 ring	.719 in.	Aiming Black	3.89 in.
9 ring	1.439 in.	5 ring	4.319 in.
8 ring	2.159 in.	4 ring	5.038 in.
7 ring	2.879 in.		

100 Yard National, A-25. For use in Smallbore Prone events.

X ring	1.00 in.	7 ring	8.00 in.
10 ring	2.00 in.	Aiming Black	8.00 in.
9 ring	4.00 in.	6 ring	10.00 in.
8 ring	6.00 in.	5 ring	12.00 in.

50 Foot USAS-50. For use in Smallbore Position and Prone events indoors at 50 feet.

10 ring	-0.76mm	5 ring	23.63mm
9 ring	4.12mm	4 ring	28.50mm
8 ring	9.00mm	Aiming Black	33.38mm
7 ring	13.87mm	3 ring	33.38mm
6 ring	18.75mm	Inner 10	-2.20mm

100 Yard International, A-33, 300-meter ISSF target reduced for use in F-Class events.

Inner 10	0.476 in.	5 ring	7.076 in.
10 ring	1.076 in.	4 ring	8.276 in.
9 ring	2.276 in.	Aiming Black	8.276 in.
8 ring	3.476 in.	3 ring	9.476 in.
7 ring	4.676 in.	2 ring	10.676 in.
6 ring	5.876 in	1 ring	11.876 in

6.2.1 Sighting Targets

Sighting targets or bulls must be clearly identified. When electronic targets are used, the competitor monitor will display a black triangle in the upper right corner of the screen.

6.2.2 Match Targets

Match targets record shots that count in a competitor's official score. 50-yard/50m target cards have four numbered Match targets (1-4). 100-yard target cards have

two numbered Match targets (1-2). Competitors fire five (5) Match shots on each record 50-yard/50m target or bull. Competitors fire ten (10) Match shots on each record 100-yard target or bull. When more than one Match target is presented, the competitor may shoot their Match targets in any order, but the targets will be scored as if the competitor fired the targets in the numbered order on the target card.

6.2.3 Backing Targets or Control Sheets

When paper targets are used, backing targets should be placed behind the targets to aid in identifying crossfires and close multiple shot groupings. Recommended distances for backers are 12 inches for 100-yard targets and 6.0 inches for 50 yard/50 m targets. These backer distances will give an approximate 0.25 in. offset for a one firing point crossfired shot on the backer. When electronic targets are used, new control sheets should be placed behind the targets.

6.2.4 Target Hanging Procedures

The Range Officer will give commands and instructions for changing paper targets. Competitors are responsible for ensuring that the correct targets are hung. When attaching targets to target frames, competitors must use target clips in standard black or dark colors. Competitors may not use distinctive markings or other means to distinguish their targets from other targets. If possible, competitors should not be permitted to handle fired targets.

6.2.5 Electronic Target Monitors

When electronic scoring targets are used a monitor displaying the score and location of each shot fired must be available on each active firing point. The entire screen of the firing line monitors must be uncovered and visible to Range Officers.

6.2.6 Using Electronic Targets with Optical Sights

When electronic targets are used for any sight (optical sight) events, each target will have an aiming reference placed on the target. The aiming reference is designed to give competitors with telescopic sights precise aiming points. Printable aiming references may be downloaded from the CMP website at https://thecmp.org/wp-content/uploads/2023/06/PrintableNationalTarget.pdf.

Aiming references for 50-yard and 50 m events should be placed seven (7) MOA BELOW the target. Aiming references for 100-yard events should be placed seven (7) MOA ABOVE the 100-yard target (*Note: This allows 50-yard and 100-yard zeroes to be approximately the same.*). Visible aiming references must be removed for metallic sight events or, alternatively, aiming references visible only with optical sights may be used.

6.3 RANGE SPECIFICATIONS

6.3.1 Distances

The shooting distances measured from the firing line to the target face shall be 50 yards ± 8.0 inches, 100 yards ± 16 inches, or 50 feet ± 3,0 inches.

6.3.2 The Firing Line and Firing Point

The firing line on a range consists of the firing points on the range and the area immediately behind the firing points where Range Officers function. A clearly visible firing line stripe or a line of readily visible firing point markers should delineate the front boundary of the firing points. A firing point is the area designated for one competitor immediately to the rear of the firing line. The recommended width of each firing point is 6.0 feet on outdoor ranges or 4.0 feet

on 50-foot indoor ranges. There must be one firing point for each target. There must be sufficient room behind the firing points for Range Officers to move freely.

6.3.3 Target Location and Numbering
Targets must be centered on a line that is perpendicular to the front center of the firing point. Targets must be identified with numbers that are placed above or below the targets. Target numbers must be large enough to be seen from the firing line. Targets are numbered consecutively, starting with target number one (1) on the left. *Note: It is recommended that the numbers be on alternating backgrounds or contrasting colors (black on white, white on black, etc.).*

6.3.4 Target Heights
Targets must be placed so that the target center or the center point of the Match bulls is 0.75 m (+/- 0.50 m) (30 in. +/- 20 in.) above the level of the firing point. Target heights to the center point of the targets in 50-foot ranges should be 32 inches for the kneeling position, 20 inches for the prone position and 55 inches for the standing position.

6.3.5 Wind Flags
On outdoor ranges, rows of wind flags should be placed between every second firing point at 10 yards, 30 yards and 60 yards. Wind flags should be 5.0 cm/2 in. x 40 cm/16 in. strips of cotton cloth that are placed at prone position height between every two firing points. Wind flag heights must correspond with the central area of the bullets' flight paths and be placed so they do not interfere with the bullets' flight paths or obstruct the competitors views of the targets. Personal wind flags, wind gauges or similar devices may be used, but may not be placed more than 24 inches in front of the firing line (see Rule 5.8.9).

6.3.6 Official Bulletin Board
A location easily accessible to competitors and coaches must be designated as the Official Bulletin Board. All official information bulletins and results lists must be posted at this location. If Internet service is available on the range, an electronic bulletin board on an accessible website may also be used as the Official Bulletin Board.

6.3.7 Range Regulations
All persons on Smallbore Rifle ranges must comply with these range regulations:

a) Smoking or vaping is not permitted.

b) Photography is permitted; flash photography is not permitted until after the competitions are completed.

c) Speaking in a normal conversational tone is permitted.

d) Mobile phones and other communication devices may be used if they are placed in silent mode.

6.4 COMPETITION EVENTS AND TIME LIMITS

Each Smallbore Rifle competition must include one or more of the events defined in this section and listed in TABLE 3 or TABLE 4 below.

TABLE 3 – CMP SMALLBORE RIFLE THREE-POSITION EVENTS

Position	Target	Sights	No. of Shots	Time Limit

Kneeling, Prone, Standing; fired in that order	50 Meter or 50 Yard ISSF	**Metallic or Optical**	20 per position	EST Indoor: 1 hr., 30 min. EST Outdoor: 1 hr., 45 min. Paper: 30 min./20 min./ 40 min per 20-shot stage
	USAS 50		20 per position	EST: 1 hr., 30 min. Paper: 30 min./20 min./ 40 min per 20-shot stage

TABLE 4 – CMP SMALLBORE RIFLE PRONE EVENTS				
Stage	**Sights**	**Target**	**No. of Shots**	**Time Limit**
Conventional Prone Events				
I	**Metallic or Optical**	50 Yard National A-23	40	Paper or EST: 20 min. for each 20-shot stage EST: 45 min. for 40-shot events
II		50 Meter National A-26 or A-27	40	
III		50 Yard/100 Yard National	20 + 20	
IV		100-Yard National A-25	40	
Alternative 1600 Prone Events (*for ranges with electronic targets)*				
I	**Metallic or Optical**	50 Meter National A-26 or A-27	40	45 minutes
II		50 Yard National A-23	60	70 minutes
III		100 Yard National A-25	60	70 minutes

TABLE 5 – CMP F-CLASS SMALLBORE RIFLE EVENTS			
Stage	**Target**	**No. of Shots**	**Time Limit**
I	50 Yard ISSF A-51	40 shots	**Paper: 20 minutes for each 20-shot stage** EST: 20 minutes for each 20-shot stage in the 50/100-Yard event; 45 minutes for the 40-shot 50 Yd., 50m and 100 Yd. events.
II	50m National A-26 or A-27	40 shots	
III	50/100 Yard A-51 & A-33	20 shots at each range	

IV	100 Yard International A-33	40 shots	

6.4.1 Special Rules for Three-Position Rifle Events
The following rules apply when conducting three-position rifle events:

a) The standard three-position rifle event is 20 Match shots in each position, kneeling, prone, and standing (3x20 shots), fired in that order.

b) All position events are fired on the 50 m ISSF target, the 50 m ISSF target reduced for 50 yards or the 50-foot USAS 50 target. Competitors may not return to the Sighter target once they start firing Match shots.

c) If electronic targets are used, there will be a 15-minute Preparation and Sighting Time before the competition time starts. This will be followed by a competition time of 1 hour, 45 minutes for Match shots in the kneeling position followed by Sighting and Match shots in prone and standing, if an outdoor range is used. In competitions that do not involve USA Shooting National Team eligibility, Match Directors may, at their option, apply a 1 hr. 30 min. time limit for outdoor three-position events, provided this is announced in the Match Program. If an indoor range is used, the competition time will be 1 hour, 30 minutes. Competitors are responsible for changing their targets from Match to Sighting and back to Match.

d) If paper targets are used, each 20-shot stage must be timed separately. Time limits are 30 minutes for unlimited Sighters and 20 shots kneeling, 20 minutes for unlimited Sighters and 20 shots prone and 40 minutes for unlimited Sighters and 20 shots standing. Before each position, there will be a 5-minute Pre-Preparation Time (Rule 7.8.2) for competitors to take their positions (kneeling) or changeover to the next position (kneeling to prone and prone to standing). If there is a second stage after a target change, there will be a 2-minute Pre-Preparation Time and a 3-minute Preparation Period before the second stage starts.

6.4.2 Three-Position Final
If a Final is included in the Match Program, the top eight (8) competitors in an individual event or aggregate qualify to compete in the Final. Three-position Finals must be fired on electronic targets. The Three-position Final consists of a 5-min. Preparation and Sighting time, a 22-min. stage with ten Match shots kneeling, Sighters and ten Match shots prone, and standing sighters, followed by two 5-shot series standing and concluded with five single shots standing. Eliminations begin after the 30th shot and continue through the 35th shot. See Rule 10.0 for detailed rules and procedures for conducting Finals.

6.4.3 Special Rules for Prone Events
The following rules apply when conducting prone only rifle events:

a) All prone events are fired on the 50-yard, 50-meter National and 100-yard U.S. targets.

b) All prone events are preceded by a 5-minute Pre-Preparation Time before first stages or a 2-minute Pre-Preparation Time before second stages. These are followed by 3-minute Preparation periods.

c) Competitors may fire unlimited Sighting shots before and/or during Match firing. On electronic targets, competitors are responsible for changing the

target from Sighter to Match or Match to Sighter, as they choose Sighting or Match firing.

6.4.4 Prone Aggregates

Match Programs may provide for the conduct of one or more of the following prone aggregates:

a) 1200 Aggregate: 40 shots at 50 yards, 20 shots at 50 yards plus 20 shots at 100 yards and 40 shots at 100 yards. This aggregate may be fired with metallic and/or optical sights.

b) 1600 Aggregate: 40 shots at 50 yards, 40 shots at 50 meters (national target), 20 shots at 50 yards plus 20 shots at 100 yards and 40 shots at 100 yards. This aggregate may be fired with metallic and/or optical sights.

c) 1600 Alternative Aggregate: 40 shots at 50 meters (National target), 60 shots at 50 yards and 60 shots at 100 yards.

d) 2400 Aggregate: Total of one metallic sight 1200 aggregate plus one optical sight 1200 aggregate.

e) 3200 Aggregate: Total of one metallic sight 1600 aggregate plus one optical sight 1600 aggregate.

6.4.5 Prone Final

If a Prone Final is included in the Match Program, the eight (8) highest ranking competitors in an individual event or aggregate qualify to compete in the Final. Prone Finals should be fired on electronic targets. The Prone Final consists of Sighters and two 5-shot Match series, followed by 14 single Match shots, with eliminations beginning after the 12th shot and continuing after every second shot through the 24th shot. See Rule 10.0 for detailed rules and procedures to conduct Finals.

6.4.6 Team Events

Any competition may include fired team events or concurrent individual and team events.

a) **Team Members** - Teams may consist of two (2), three (3) or four (4) members. Each team may have a Team Coach. Male and female competitors may compete on the same team. All team members must be named before the first team member begins to fire in the competition.

b) **Team Events -** Team events are conducted for two, three or four-person teams where each team member fires one of the individual courses of fire defined in Rule 6.4.

c) **Iron-Any Team Events –** Team events for two (2) or four (4) members where one (1) or two (2) team members must fire with metallic sights and the other team member(s) may fire with any sights.

d) **Team Score** - Team scores are calculated by adding the individual scores of the two, three or four team members. Team and individual events may be fired concurrently, or they may be fired separately. When team and individual events are fired concurrently, the scores fired by each member of a team count for both individual rankings and team rankings.

6.4.7 THREE-POSITION 3-PERSON TEAM ELIMINATION MATCH

The CMP Smallbore Rifle Three-Position 3-Person Team Elimination Match is a three-round elimination event for three-person teams. Each member of a three-

position team fires one of the three positions. A qualification Round of 3x20 shots for each team is followed by a 3x20 elimination Round for the top 15 teams. The event concludes with Final round medal matches for the top four teams.

a) ***Team Composition.*** Teams consist of three firing members who comply with Rule 3.6.1. Junior teams consist of three junior competitors who comply with Rule 3.6.2. The three members of each team must be assigned to adjacent firing points. Teams may have a coach with them on the firing line who is coaching in accordance with Rule 7.10.5 e).

b) ***Team Elimination Match Scoring***. Integer scoring is used in all three Rounds. In each competition stage each team member fires one of the three positions. For the second or third Rounds, team members may fire the same or a different position. Scores and rankings are based on the total scores of the three team members during each Round.

c) ***Competition Format.*** This Three-Person Team event is conducted in three Rounds or stages:

- **Round 1.** All teams entered in this event compete in this Round. Multiple relays may be conducted. After each team fires 3x20 shots, teams will be ranked according to their total 60-shot scores. The 15 highest ranking teams advance to Round 2.
- **Round 2.** The 15 highest ranking teams in Round 1 compete in this Round. After each of the 15 teams fire 3x20 shots, the teams will be ranked according to their total 60-shot scores. The four highest ranked teams advance to Round 3.
- **Round 3**. Round 3 consists of two Medal Matches. The teams ranked third and fourth in Round 2 compete for 3rd and 4th places. The teams ranked first and second compete for first and second places.

d) ***Competition Procedures – Rounds 1 and 2***

- Call to Line (2 minutes)
- Preparation & Sighting (10 minutes)
- Match Stage, each team member shoots 20 Match shots in one of the three positions (20 minutes)
- Announcement of qualifiers for the next Round

e) ***Competition Procedures – Round 3***

- Call to Line (2 minutes)
- Preparation & Sighting (8 minutes)
- Match Stage, single shots, each team member shoots one (1) Match shot in one of the three positions (50 seconds), the team with the highest 3-shot score receives 2 points; if the teams are tied, each team receives 1 point.
- Match Stage, single shots, 50 seconds each continue until one team has 16 points; if both teams are tied at 16 points each, they will shoot tie-breaking shots until the tie is broken.
- Announcement of team placings.

6.4.8 Special Rules for F-Class Events

CMP sanctioned or sponsored F-Class Smallbore Rifle events may be conducted as separate events or in conjunction with Smallbore Prone Rifle events.

a) All F-Class events are fired on the 50-yard-ISSF (A-51), 50-meter Metric (A-26 or A-27), and 100-yard International (A-33) targets.

b) All F-Class events are preceded by a 5-minute Pre-Preparation Time before first stages or a 2-minute Pre-Preparation Time before second stages. These are followed by 3-minute Preparation periods.

c) Competitors may fire unlimited Sighting shots before and/or during Match firing. On electronic targets, competitors are responsible for changing the target from Sighter to Match or Match to Sighter, as they choose Sighting or Match firing.

d) General Smallbore Rifle Rules regarding safety, eligibility, competition procedures, and scoring shall govern those aspects of F-Class events.

6.5 SPORTS PRESENTATION AND MUSIC DURING COMPETITIONS

Sports presentation is the use of audio, visual and electronic techniques to enhance the presentation of shooting competitions for participating competitors, spectators, and visitors. Sports presentation techniques include announcer commentary about the competition and competitors, introductions of participating competitors, the use of visual presentations to display preliminary scores and rankings, the use of music to enhance the audio environment and efforts to facilitate spectator attendance. Match sponsors are encouraged to innovate and find effective ways to enhance the experiences competitors and spectators have in their competitions. In planning these improvements, match sponsors should recognize that the use of music and appropriate announcer commentary is not only legal but highly encouraged. If music will be played during any stage of a competition, this must be stated in the Match Program.

6.6 MATCH PROGRAM

A written document that describes the conditions of the competition. The Match Program identifies the name of the competition, date(s), location, course of fire (events), time schedule, awards and any special conditions that will apply. Conditions specified in the Match Program govern the conduct of the competition, however, nothing in a Match Program may contravene any of these Rules. Range Officers and Jury Members may use the Match Program to decide protests, however, if there is a conflict between the Match Program and these Rules, the Rules shall prevail.

6.7 MATCH DIRECTOR'S BULLETIN

A Match Director's Bulletin may be issued to provide additional information regarding competition conditions that were not known when the match program was published. Match Director's Bulletins may not change, set aside, or alter any of these rules, except that a Match Director's Bulletin may change a date of firing, cancel an event, or change a course of fire when necessary to complete a match that is affected by severe weather or unforeseen conditions. Details of any changes made and the rationale for such changes must immediately be reported in writing to the CMP.

6.8 RULES CONFLICTS

If there is a rules conflict, precedence shall first be given to the current edition of the **CMP Smallbore Rifle Rules,** as posted on the CMP website at https://thecmp.org/competitions/cmp-competitions-rulebooks/, then to applicable CMP rule interpretations, then to the Match Program and then to a Match Director's Bulletin. Nothing in a Match Program or Match Director's Bulletin can take precedence over the current edition of the **CMP Smallbore Rifle Rules**.

7.0 COMPETITION PROCEDURES

7.1 ENTRIES

Competitors or a team leader is responsible for properly completing entry forms. Entries should be completed before the start of the competition. Team entries must be completed before any team member begins competition firing.

7.2 FIRING POINT ASSIGNMENTS

All competitors entered in a competition may be squadded or assigned to firing points through a random draw or the match sponsor may use another method of squadding competitors, providing this is explained in the Match Program.

7.3 RANGE INCIDENT FORMS

Irregular shots and issues arising on the firing line should be documented by using Range Incident Forms (RIF). RIFs are prepared by Range Officers or other Competition Officials and must be given to the Statistical Office, so this information is available during target scoring.



CMP Range Incident Form

Date _____ Time _____

Range _____ Relay _____ Firing Pt. _____

Event _____ Stage _____

Competitor _____ CMP # _____

INCIDENT:

Incident concerns: ☐ Scoring ☐ Match Operation ☐ Rule Violation ☐ Other _____

RO/TO: _____

Please give completed RIF to the ACRO or ACTO

7.4 SIGHTING AND MATCH SHOTS

7.4.1 Sighting Shots

Sighting shots are practice or zeroing shots that are not scored or counted. In Smallbore Rifle Three-Position events (Rule 6.4, TABLE 3), competitors may fire unlimited Sighting shots before firing Match shots but may not fire additional Sighting shots after starting Match shots. In Smallbore Rifle Prone events (Rule 6.4, TABLE 4), competitors may fire unlimited Sighting shots before and/or during Match firing. On electronic targets, Sighting shots are recorded when the target is set for Sighting shots. On paper targets, a Sighting bull is designated on each target.

7.4.2 Match Shots

Match shots are shots that count in the competitor's score. On electronic targets, Match shots are recorded when the target is set for MATCH firing. On paper targets, Match bulls are designated on the target. Five (5) Match shots will be fired on each Match target (bull) at 50 yards/50m. Ten (10) Match shots will be fired on each Match target (bull) at 100 yards. One Match shot will be fired on each competition target on 10-bull 50-foot targets.

7.4.3 Changing Between Sighting and Match on Electronic Targets

In Three-Position events, competitors are responsible for changing from MATCH to Sighting to Match for prone and standing. Competitors may fire unlimited Sighting shots before starting Match firing shots in the prone and standing positions. No additional time is allowed for these Sighting shots. If a competitor inadvertently fails to switch from Match to Sighting after changing positions, any shots recorded as extra shots in the previous position must be nullified and the target must be reset to Sighting. In prone position events, competitors may switch from Sighting to Match and back to Sighting at any time during the Match Fire time. Competitors are responsible for checking their monitors to be sure they are firing Sighting or Match shots as they intend.

7.5 TARGET LABELING

The Match Director must determine how targets are labeled to identify competitors and their targets. Competitors may place only the information required by these instructions on their targets. No special labels or identifying marks may be placed on any targets.

7.6 TARGET CHANGES

Before competitors are allowed to go downrange, the Range Officer will ask ***IS THE LINE CLEAR*?** The line is *CLEAR* when all rifles on the line are unloaded and grounded, with bolts open and safety flags inserted. After confirming that all rifles are clear, the CRO will announce ***THE LINE IS CLEAR***. This will be followed by appropriate instructions such as ***GO FORWARD AND CHANGE TARGETS*** or ***REMOVE YOUR EQUIPMENT FROM THE LINE***.

7.7 FIRING PROCEDURES AND RANGE OFFICER COMMANDS

For all regular Smallbore Rifle events, the Range Officer must conduct all stages of fire by using commands and procedures as specified in this section (Rule 7.0) and in the "Firing Procedures and Range Officer Commands for Smallbore Rifle" that are posted on the CMP Competition Rulebooks webpage at https://www.thecmp.org/rulebooks/. Finals must use commands and procedures for Finals (Rule 10.0) and the appropriate Finals Range Officer script that is posted on that page.

7.8 COMPETITION PROCEDURES, PAPER TARGETS (Three-Position and Prone Events)

The procedures described in this rule govern the conduct of three-position or prone events on paper targets.

7.8.1 Call to the Line and Target Hanging

To start a relay of competitors, the Range Officer will call competitors to the firing line approximately ten (10) minutes prior to the start of the Pre-Preparation Time with the command ***YOU MAY MOVE YOUR RIFLES AND EQUIPMENT TO THE FIRING LINE….*** After this call to the firing line, competitors may place their equipment on their firing points and receive instructions to ground their rifles and go downrange to hang targets.

7.8.2 Pre-Preparation

When competitors return to the firing line after hanging targets, the CRO will begin the Pre-Preparation Time with the command ***COMPETITORS TAKE YOUR POSITIONS…YOUR PREPARATION PERIOD WILL BEGIN IN FIVE MINUTES.*** During this time, competitors may handle their rifles, adjust, and prepare their rifles and equipment, get into their firing positions and do holding or aiming exercises, but they may not remove safety flags, close rifle actions or dry fire.

7.8.3 Preparation Period

After the Pre-Preparation Time (five minutes), competitors will be given a three (3) minute Preparation Period before the start of Match Fire with the command ***THE PREPARATION PERIOD BEGINS NOW***. Competitors may continue to prepare their positions, remove safety flags, and dry fire. After three (3) minutes, the Range Officer will command ***THE PREPARATION PERIOD HAS ENDED***.

7.8.4 Match Fire

The Range Officer will start each Match Fire stage with this command: ***THIS STAGE WILL BE UNLIMITED SIGHTING SHOTS AND 20 MATCH SHOTS IN***

THE (KNEELING/PRONE/STANDING) POSITION IN A TIME LIMIT OF (30/20/40) MINUTES…LOAD…IS THE LINE READY...THE LINE IS READY…START. When the command ***START*** is given, competitors are authorized to load and fire. The time limit begins with the command ***START*** and ends with the command ***STOP***. After competitors fire the last shot in each Match Fire stage, they must open their rifle actions, insert safety flags, and ground their rifles. After grounding their rifles, competitors may make sight, stock or accessory adjustments or changes on their rifle, but they may not handle their rifles after the command ***STOP--UNLOAD***. The Range Officer may command ***STOP--UNLOAD*** before shooting time expires if all competitors have finished firing.

7.8.5 Target Changing
The Range Officer will clear the firing line and give competitors instructions to ground their rifles and go downrange to hang targets.

7.8.6 Pre-Preparation Time
In three-position events, there will be a five (5) minute Pre-Preparation Time before the first stage of the next position. In prone 40-shot events, there will be a two (2) minute Pre-Preparation Time before the start of the second stage. The Range Officer will begin the Pre-Preparation Time with the command ***COMPETITORS TAKE YOUR POSITIONS…YOUR PREPARATION PERIOD WILL BEGIN IN TWO MINUTES***.

7.8.7 Match Fire
Commands for the next position or a second stage will be given to start the next Match Fire stage. This cycle of Pre-Preparation—Preparation—Match Fire—Target Changing will continue until the relay has completed the event.

7.8.8 Relay Changeover Period
If two or more relays are scheduled, there shall be a five (5) minute Changeover Period between relays when the first relay competitors remove their rifles and equipment from the firing line and the next relay competitors move their rifles and equipment to their firing points on the firing line.

7.9 COMPETITION PROCEDURES, ELECTRONIC TARGETS (Three Position Events)

The procedures described in this rule govern the conduct of three-position (3x20) events on electronic targets.

7.9.1 Call to the Line and Pre-Preparation
To start a new relay, the Range Officer will call competitors in that relay to the firing line ten (10) minutes prior to the start of the Preparation and Sighting Time with the command ***YOU MAY MOVE YOUR RIFLES AND EQUIPMENT TO THE FIRING LINE.*** After this call to the firing line, competitors may handle their rifles, adjust, and prepare their rifles and equipment, get into their firing positions and do holding or aiming exercises, but they may not remove safety flags, close rifle actions or dry fire. *Note: ISSF Rules provide for calling competitors 25 min. in advance.*

7.9.2 Preparation and Sighting Time
After the Pre-Preparation Time, competitors have 15 minutes in which to continue their preparations and fire unlimited Sighting shots in the kneeling position. During this time competitors may remove safety flags and close rifle actions after they are in the kneeling position. The Range Officer will begin this time with the command ***PREPARATION AND SIGHTING TIME…START.*** After 14 minutes

and 30 seconds, the Range Officer will announce ***30 SECONDS*** to indicate the time remaining. After 15 minutes, the Range Officer will command ***END OF PREPARATION AND SIGHTING…STOP.***

7.9.3 Match Fire

As soon as the targets are reset to MATCH firing, the Range Officer will command ***MATCH FIRING…START***. After the command **START**, competitors will have 90 minutes indoors or 105 minutes outdoors in which to fire 20 Match shots kneeling, switch their targets to Sighting, fire unlimited Sighting shots in the prone position, switch their targets to MATCH, fire 20 Match shots prone, switch their targets to Sighting, fire unlimited Sighting shots in the standing position, switch their targets to MATCH and fire 20 Match shots standing to complete the course of fire. The Range Officer will inform competitors when ten and five minutes remain in the time limit with the announcements ***TEN MINUTES*** and ***FIVE MINUTES***. After competitors finish firing, they must open their rifle actions, insert safety flags, and ground their rifles. The command **STOP—UNLOAD** must be given at the end of the time limit or when all competitors have finished firing.

7.10 COMPETITION PROCEDURES, ELECTRONIC TARGETS (Prone Position Events)

The procedures described in this rule govern the conduct of prone position 20-shot series (the 50/100-Yard event) or 40 or 60-shot events (50-Yard, 50m or 100-Yard events on electronic targets.

7.10.1 Call to the Line and Pre-Preparation

To start a relay of competitors, the Range Officer will call competitors to the firing line five (5) minutes prior to the start of the Preparation Period with the command ***YOU MAY MOVE YOUR RIFLES AND EQUIPMENT TO THE FIRING LINE.*** After this call to the firing line, competitors may handle their rifles, adjust, and prepare their rifles and equipment, get into their firing positions and do holding or aiming exercises, but they may not remove safety flags, close rifle actions or dry fire. If competitors' equipment is already in place for subsequent stages or events, the pre-preparation period shall be two (2) minutes.

7.10.2 Preparation Period

After the Pre-Preparation time, competitors will be given three (3) minutes with the command ***THE PREPARATION PERIOD BEGINS NOW***. Competitors may continue to prepare their positions, remove safety flags, and dry fire. After three (3) minutes, the Range Officer will command ***THE PREPARATION PERIOD HAS ENDED.*** All targets must be set for Sighting Shots.

7.10.3 Sighting Shots and Match Fire

The Range Officer will authorize firing by commanding: ***THIS STAGE WILL BE UNLIMITED SIGHTING SHOTS AND 20/40/60 SHOTS FOR RECORD IN THE PRONE POSITION IN A TIME LIMIT OF (20/45/70) MINUTES…LOAD…IS THE LINE READY...THE LINE IS READY…START***. After the command **START**, competitors have 20/45 minutes in which to fire unlimited Sighting shots, switch their targets to MATCH, and fire 20/40/60 Match shots. The time limit begins with the command ***START*** and ends with the command ***STOP…UNLOAD***. In prone events only, competitors may switch their targets to Sighting to fire additional Sighting shots and then back to MATCH to continue Match firing. After competitors fire their last Record shot, they must open their rifle actions, insert safety flags, and ground their rifles. The Range Officer may command

STOP…UNLOAD before shooting time expires if all competitors have finished firing.

Note on 40-shot and 60-shot time limits: The 45- and 70-minute time limits for these events are intended to give competitors the option of taking a break during the 40 or 60 Match shots. Competitors may get out of position and change their targets to Sighting before changing back to MATCH to continue Match firing.

7.10.4 Target Changing

When it is necessary to change target aiming masks or distances for the next event, the Range Officer will give competitors instructions to ground their rifles and CLEAR the firing line before giving instructions to go downrange to change targets.

7.10.5 Coaching

a) In all events, non-verbal coaching is allowed, the written word is non-verbal, as is sign language but with no audible sound. Non-verbal coaching is permitted during Finals.

b) In Three-Position Finals, verbal coaching is allowed during changeover times.

c) If a competitor wishes to speak with their coach or team official during a regular event, the competitor must unload his rifle and leave it in a safe condition on the firing line with the action open and a safety flag inserted. A competitor may leave the firing line only after notifying a Range Officer and without disturbing other athletes.

d) If a coach or team official wishes to speak with a competitor on the firing line, the team official must not contact the competitor directly or talk with the competitor while they are on the firing line. The team official must obtain permission from a Range Officer or Jury Member, who will call the competitor from the firing line.

e) On the line coaching where the coach is acting on the firing point in direct contact with competitor(s) is not permitted during individual matches, but it is permitted during fired team matches.

7.10.6 Leaving the Firing Line or Removing Equipment

If, during any Preparation or Match stage, a competitor wishes to leave the firing line for any purpose they must a) leave their rifle grounded on the firing line with the action open and a safety flag inserted, b) notify the Range Officer and c) leave the firing line so as not to disturb other competitors. If competitors complete firing before the Match Fire time ends, they may leave the firing line. They may remove their rifles from the firing line after a Range Officer checks them to confirm that they are CLEARED with safety flags inserted. Other equipment should be removed from the firing line only after firing is complete and the Range Officer gives instructions to competitors to remove their equipment.

7.11 IRREGULAR SHOTS

An irregular shot is any shot that is not fired in accordance with these Rules. Any competitor who becomes aware that they have an irregular shot must immediately report this to the Range Officer. The Range Officer must complete a Range Incident Form (RIF) to document any irregular shots so this documentation can be used by the Statistical Officer to properly score the targets. When paper targets are used, a written record should also be made on the target itself.

7.11.1 Shots Fired Before the Command *LOAD*
If a competitor fires a shot during the Pre-Preparation or Preparation Periods and before the command ***LOAD*** for a Match Fire Stage, they must be disqualified from that match and may not continue firing.

7.11.2 Shots Fired Before the Command *START*
If a competitor fires a shot after the command ***LOAD*** and before the command ***START*** for a Match Fire Stage, that shot must be scored as a miss. Delete the highest value shot on the first Match target (bull), or if electronic targets are used, delete the first Match shot.

7.11.3 Shots Fired After the Command *STOP*
If a competitor fires a shot after the command ***STOP*** at the end of a Match Fire Stage, that shot must be scored as a miss. Delete the highest value shot on the last Match target (bull), or if electronic targets are used, delete the last Match shot.

7.11.4 Misplaced Sighting Shot (paper targets)
If the first Sighting shot hits below an imaginary line midway between the sighter and Match targets (bulls), the competitor must inform the Range Officer of the location of this shot before firing another shot on the target card. The Range Officer must complete Range Incident Form (RIF) to inform the Statistical Office regarding the value and location of the misplaced sighting shot. No such claim will be allowed after the competitor has fired more than one shot on the target card. After the first Sighting shot any additional shot below an imaginary or transcribed line midway between the Sighting target and Match target (bull) will be considered a Match shot.

7.11.5 Shots Not Fired
Match shots that are not fired within the time limit must be scored as misses on the last Match target (bull) equal to the number of Match shots that were not fired.

7.11.6 Internal Crossfires (paper targets)
An internal crossfire is a shot that is fired on the wrong target/bull on the competitor's own target card (4 targets at 50 yards/50m/2 targets at 100 yards/10 targets at 50 feet). If a competitor fires an extra shot on one target (6 shots on one 50 yard/50m bull; 11 shots on one 100-yard bull/2 shots on one 50-foot bull) they will not be penalized for one (1) such occurrence per target card if they fire one less shot on another target (4 shots on one 50 yard/50m bull; 9 shots on one 100-yard bull/0 shots on one 50-foot bull). If a competitor fires two or more internal crossfire shots on a target card(s) (bull), a one (1) point penalty will be given for the second and each additional internal crossfire. The lowest value shot on a target with an internal crossfire must be assigned to the target with fewer shots. Penalties for the second or subsequent occurrence must be assigned to the lower value shot that is transferred.

7.11.7 Too Many Shots in a Stage or Position
If a competitor fires too many shots in a position (21 or more shots on one 20-shot target card), the highest value shot(s) on the last bull on the target card must be annulled and a 2-point penalty for each excessive shot must be deducted from the lowest value shot(s) on the last target (bull). If the excessive shot(s) were on a target (bull) other than the last target, the lowest value shot(s) on a bull with excessive shot(s) must be transferred to the last bull before annulling the highest value hit(s) and applying the penalty to the lowest value shot(s). If electronic targets are used and more than the required number of shots are fired, the last shot(s) fired must be annulled and a 2-point penalty for each excessive shot must

be deducted from the lowest value hit(s) in the last 10-shot series. *Note: This rule may also be applied if too many sots are fired during a Final.*

7.11.8 Crossfire (External Crossfire)

A crossfire occurs when a competitor fires a shot on another competitor's target. Crossfire shots on paper targets are normally detected by using the backing target to determine whether a shot is a crossfire and the firing point from which it was fired. Crossfire shots on electronic targets may be indicated by the target system, by a combined missing shot on a target and an unfired shot on an adjacent target, or by an analysis of shot timings. Crossfire shots will be scored as follows:

a) In Smallbore Three-Position Events:

- A crossfire Sighting shot on the Sighting target of another competitor: No penalty.
- A crossfire Sighting shot on the Match target of another competitor: A deduction of two (2) points from the score of the competitor's first series.
- A crossfire Match shot on the Match target of another competitor: The crossfire shot must be scored as a miss.
- If a competitor receives a crossfire shot, and it is impossible to determine which shot was fired by that competitor, they will receive the score of the highest undetermined shot.

b) In Smallbore Prone Events:

- A crossfire Sighting shot on the Sighting target of another competitor: No penalty.
- A crossfire Sighting shot on the Match target of another competitor: A deduction of one (1) point from the competitor's score for the first series.
- A crossfire Match shot on the Match target of another competitor: The crossfire shot must be scored and transferred back to the competitor's correct Match target for that shot and assigned a one (1) point penalty.

7.11.9 Disclaimed Shot

If a competitor disclaims a shot on their target, they must immediately notify the Range Officer. The Range Officer must complete a Range Incident Form (RIF) to identify that shot so that the Statistical Office can check the backer to determine if the shot is a crossfire and can be nullified. If the Range Officer and Statistical Office cannot confirm that the shot came from another target, the shot must be credited to the competitor. A competitor must be allowed to fire an extra shot that will be counted as a Match shot if the competitor's claim is upheld. If the competitor's claim is disallowed, the extra shot must be nullified and the disclaimed shot counted.

7.12 INTERRUPTIONS

When a competitor is interrupted while shooting, moved to another firing point or must stop shooting during the competition **through no fault of their own** and the interruption is not due to a rifle or equipment malfunction, they must be allowed to complete that stage of fire on the current relay or on another relay within the amount

of time remaining when the interruption occurred. Additional time and sighting shots shall be allowed in accordance with this Rule.

7.12.1 Interruptions of More than One Minute
If the interruption lasts more than one (1) minute, the competitor must be given additional time to complete the stage of fire equal to the amount of time lost. Additional sighting shots may be fired within the amount of time that remained when the interruption occurred except that when the interruption occurs within the last five-minutes of a stage, additional time equal to the amount of time lost plus two (2) additional minutes of extra time shall be given to complete any sighters and unfired Match shots.

7.12.2 Interruptions Requiring the Competitor to be Moved or Resquadded
If the competitor is moved to another target or resquadded to complete a stage of fire on another relay, the competitor must be given additional time equal to the amount of time remaining when the interruption occurred plus two (2) minutes of extra time to fire unlimited Sighting shots and complete the stage of fire.

7.12.3 Interruptions of Entire Range
If shooting on an entire range or section of a range is interrupted, all competitors must be given that amount of additional time when firing resumes, if the interruption lasts longer than one (1) minute. If shooting is interrupted for more than five (5) minutes, or if rifles must be CLEARED or if competitors must get out of position, all competitors must be given additional unlimited Sighting shots and an additional two (2) minutes to complete the stage of fire.

7.13 MALFUNCTIONS

A malfunction occurs when a gun fails to fire a projectile when the trigger is pulled. Malfunctions may be either ALLOWABLE or NON-ALLOWABLE.

Allowable Malfunctions are:

- A cartridge fails to fire;
- A bullet or pellet is lodged in the barrel; or
- The gun fails to fire or function properly, and the trigger mechanism has been released.

Non-Allowable Malfunctions are:

- The athlete has opened the action of his gun;
- The safety was engaged;
- The athlete did not properly load his gun;
- The athlete did not pull the trigger;
- The malfunction is due to any cause that could reasonably have been corrected by the competitor; or
- When electronic trigger is used and the battery fails.

If a competitor has a gun or ammunition malfunction, they may repair it and continue firing or, if the malfunction was an ALLOWABLE malfunction, they may continue shooting with another gun of the same type and caliber that complies with these Rules. A broken sight or other item of equipment may, with the approval of the Range Officer, be replaced. No extra competition time is allowed to repair or replace a gun after any malfunction. The Range Officer may allow a competitor to fire additional sighting shots after repairing or replacing a malfunctioning gun if the malfunction was ALLOWABLE.

7.14 LATE ARRIVALS

A competitor who arrives late for a scheduled relay on which they were squadded will be permitted to start, provided time remains in the first stage of fire, but no extra time will be allowed.

8.0 SCORING TARGETS

8.1 SCORING PRINCIPLES

The values of all Match shots fired in a competition must be determined, totaled, and ranked in accordance with these rules.

8.1.1 Shot Values

Shots are scored in full ring values or, if finals are conducted, in decimal ring values (*Note: Electronic targets or electronic VIS scoring are required for accurate scoring in decimal ring values*).

8.1.2 Scoring Methods

Shot values are determined by using one of three methods of scoring: a) manual scoring of paper targets, b) ISSF or CMP-approved electronic targets or c) CMP-approved visual image electronic (VIS) scoring. All shots fired in one competition should be scored with only one method of scoring. One scoring method cannot be used to check scores determined by another method of scoring. Scoring templates, scoring gauges and electronic or VIS targets shall use the following dimensions in target scoring:

Cartridge Caliber	Bullet Diameter (in.)
5.56 mm	.224 +/- .001

8.1.3 Determining Shot Values

In paper target scoring, a shot is given the score of the highest value scoring ring that is hit or touched by that shot. In electronic target or visual image scoring, a shot is given the score that corresponds to the distance from the center of the shot hole to the center of the target specified in Rule 6.2 (scoring ring dimension plus 2.78 mm). When paper targets are used, all initial scoring decisions must be made by Scorers (Rule (Rule 4.5). Scoring decisions are subject to challenges and final decisions by Score Challenge Officers (Rule 8.1.9).

8.1.4 Visible Hits and Close Groups

All hits that are clearly visible on the target card will be scored. If there is a grouping of three or more shots and it is possible for another shot(s) to have gone through the enlarged hole, and there is no evidence that a shot or shots has gone elsewhere than through the assigned target (a crossfire or off-target miss), the shooter will be given the benefit of the doubt and scored hits for the required number of shots in that target (bull). If there is doubt regarding whether a non-visible hit or hits is in either of two scoring rings, those hits shall be scored in the higher value ring. Backing cards may be used to assist in determining the number of shots in a close grouping of shots.

8.1.5 Misses

Any Match shot that fails to hit the scoring rings of the competitor's appropriate target must be scored as a miss.

8.1.6 Irregular Shots

Irregular shots must be reported to the Statistical Office by the Range Officer by using a Range Incident Form/RIF and scored according to Rule 7.3.

8.1.7 Scoring Integrity
Match Officials must make conscientious efforts to ensure that scoring is done with absolute fairness and impartiality. If possible, in manual paper target scoring, Scorers should not know which competitors' targets they are scoring (use competitor numbers, place names on target backs, etc.).

8.1.8 Score Posting
As soon as targets are scored, the scores of all targets must be totaled and posted on the Official Bulletin Board and/or posted electronically so that all scores are available to all participating competitors.

8.1.9 Score Challenges (See Chart on page 64)
After scores are posted on the Official Bulletin Board or website, a scoring challenge period must be provided when competitors and coaches have an opportunity to see their scored paper targets and protest any shot values or scores they believe were scored, recorded, or added incorrectly. **The purpose of scoring challenges is to correct errors, not to rescore shots that have already been scored with an approved means of scoring (Rule 8.1.2).** If electronic targets are used, the scoring challenge period ends 30 minutes after scores are posted. When manual or VIS scoring is used, the scored paper targets must be made available for viewing in such a way that competitors or team officials do not handle their own targets. The scoring challenge period for paper targets must give competitors sufficient time to see their targets but should not be longer than 30 minutes after scored targets are available for inspection. The expiration time of the scoring challenge period must be posted when scores are posted. Scoring challenges must be submitted during the protest period. At the end of the challenge period, scores become final. The Match Director may establish a scoring challenge fee of not more than $3.00 per shot. The challenge fee must be returned if the challenge is upheld.

8.2 MANUAL PAPER TARGET SCORING
When paper targets are scored manually, two scorers must score each target. No one may knowingly score a target for a competitor in whom they have a personal interest. Scorers should operate in pairs so that two scorers initially examine all targets and gauge doubtful shots. In case of disagreement between the two scorers, the Statistical Officer or another qualified person designated by the Statistical Officer must make the final decision.

The value of each shot scored and the fact that the shot was gauged (plugged) must be recorded on the target. The target serves as an official scorecard. The following rules apply when paper targets are scored manually.

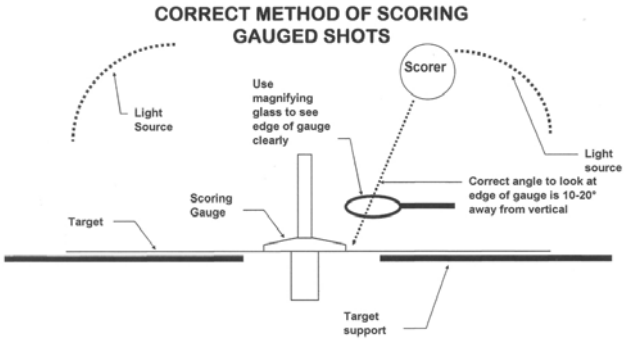

Correct scoring with a scoring gauge includes 1) placing the target horizontally on a support, 2) having the target well-lighted, 3) looking at the edge of the gauge from a slight angle and 4) using a magnifying glass when necessary.

8.2.1 Using a Scoring Gauge or Template

A shot whose value is doubtful must be scored with a scoring gauge ("plug" gauge) or scoring template. The scoring gauge may be inserted only once to determine the value of the shot. Scorers should look at the gauge from a slight angle to clearly see where the edge of the gauge's flange and target meet. See the diagram above. An Eagle Eye™ or other scoring template may be used to score doubtful shots, torn shot holes or shot groups with two or more shots (Rule 8.1.4). A scoring gauge may not be used to score a torn shot hole; it must be scored with a template. Shots that have been gauged or scored with a template must be marked with a plus (+) if that shot is scored as the higher value or with a minus (-) if that shot is scored as the lower value. Both Scorers must mark and initial any shot scored with a gauge or template. If a third opinion is required, that person must also mark and initial the shot. The decision of the Scorers on the value of any shot scored with a gauge or template is final and may not be protested.

8.2.2 Challenges of Manually Scored Targets

Shot value protests may only be made on shots whose values were decided without using a scoring gauge or scoring template (Rule 8.2.1). Shots whose values were decided with a scoring gauge or template cannot be challenged, unless there is a recording, tabulation, or other obvious error.

8.3 ELECTRONIC TARGETS (EST)

8.3.1 Approved Systems

Current CMP-approved electronic targets are produced by Scopos Athena, DISAG, Kongsberg (KTS), Megalink, Meyton, and SIUS AG. If a match sponsor is considering the use of other electronic targets, they may contact the CMP to determine if the target can be added to the approved targets list.

8.3.2 Electronic Target Scores

Scores indicated by electronic targets are final unless protested in accordance with these Rules.

8.3.3 Protests or Complaints Regarding Electronic Target Scores

When electronic targets are used, a competitor who believes a shot has not registered or who believes a shot or series of shots was scored incorrectly must immediately notify a Range Officer. The complaint or protest must be made before

the next shot is fired or within three (3) minutes after the last shot, except for failure of a rubber belt to advance.

a) **Shot Does Not Register**. When a shot fails to register, the Range Officer will direct the firing of an additional shot. If this additional shot fails to register, the competitor must be moved to another firing position, be given additional sighting shots, and be permitted to refire any shots that failed to register before continuing with the remaining Match shots. If the additional shot registers, the competitor must continue firing on that target. At the end of the competition, the Statistical and/or Technical Officers must determine if the missing shot can be located on the backing target or rubber strip or if there is any evidence of an off-target miss. If the missing shot is found and cannot be scored accurately, the additional shot at the end must be counted. If there is credible evidence that the competitor fired an off-target miss, the missing shot must be scored as a miss (0) and the additional shot at the end must be nullified. If there is no credible evidence of an off-target miss, the Statistical and/or Technical Officers may conclude that the target malfunctioned and count the additional shot at the end.

b) **Competitor Claims Target is Scoring Inaccurately**. If a competitor complains that their target is scoring inaccurately or erratically, because the rubber belt is not advancing or due to another cause, the Range and Technical Officers must evaluate the target and decide if the complaint has possible validity. If they conclude that the complaint may be justified, they can move the competitor to another target or relay, award extra time according to the amount of time lost in evaluating the complaint and authorize the competitor to complete that stage of fire. The Range and Technical Officers must nullify any shots that they determine are likely to have been incorrectly scored.

c) **Protested Shot Value**. If a protest is made concerning the indicated value of a shot, the competitor will be directed to fire an extra shot so that this shot may be counted if the protest is upheld, and the correct value of the shot cannot be determined. If another shot has been fired after the protested shot, or if the protested shot is a 9.5 or higher, the score may not be protested. After firing is complete, the Range Officer and Statistical Officer will determine the value of any shot that failed to register or whether the value of a protested shot that registered was scored correctly by applying ISSF Rules for electronic scoring targets. If a protest concerning a shot value, other than zero or failure to register, is not upheld, a two-point penalty must be applied. Shots within two (2) decimal rings (0.2 points) of a higher value whole number may not be protested in an attempt to gain a point.

d) **Protest/Complaint Decision**. Decisions by the Statistical and/or Technical Officers regarding protested shots on electronic targets are final and may not be appealed.

e) **Scoring Complaint During Sighters**. A competitor may protest that a target is scoring inaccurately only during Sighting shots and may be given an opportunity to move to another target, but if the Statistical and/or Technical Officers subsequently determine that the sighting shots were scored accurately after applying ISSF Rule 6.10.8, a two-point penalty must be assigned to the lowest value shot on the first competition series.

8.4 VISUAL IMAGE SCORING SYSTEMS

8.4.1 Definition

A Visual Imaging Scoring (VIS) system uses computer vision technology (i.e. scanning, digitizing, etc.) and software to evaluate and score shots on paper targets. VIS systems must include a quantified metric that measures the accuracy of each scored shot.

8.4.2 Approved systems

The Scopos Orion Scoring System is approved as a VIS system for CMP sanctioned competitions.

8.4.3 Scoring rings on VIS Targets

When paper targets are scored with a VIS system, the scoring rings printed on those targets are only used for competitors' references, not for scoring. Those scoring rings may not be used with any manual scoring method to check or rescore the value of a shot that was scored with a VIS system. *Note: This is because the VIS and manual scoring systems use different methods to determine scores. The VIS system calculates distances from the center of the target to the center of the shot hole while manual scoring compares the edge of a shot hole with the edge of a scoring ring.*

8.4.4 Visual Image Electronic Scores

Scores determined by an approved VIS system are final unless protested in accordance with Rules 8.1.9 and 8.4.5. During VIS scoring, the Statistical Officer or Scorer may correct obvious scoring errors caused by paper tears or the failure to correctly locate a shot, etc.

8.4.5 Requests for Re-Evaluation of Visual Image Scores

The score of an individual shot may be re-evaluated by the Statistical Officer on request from a competitor. A competitor must designate the specific shot(s) to be re-evaluated.

a) The Statistical Officer must evaluate the indicated shot by examining the original scanned image to determine if the shot location was correctly identified. To evaluate, the Statistical Officer must decide if there is an obvious error, that is when the scored shot is not a reasonable interpretation of the actual shot location (see diagram below). If the Statistical Officer concludes that there is an obvious error, they must make a manual correction of the shot location.

b) The Competition Director may charge a re-evaluation fee or not more than $3.00 per shot or such fees may be waived.

c) Only manual modifications for correcting obvious errors are allowed. Rescoring a shot is prohibited.

d) Statistical Officers are authorized to inspect any shot fired by any competitor and make manual modifications in cases of obvious errors.

Shot Score Verification — VIS Scoring System

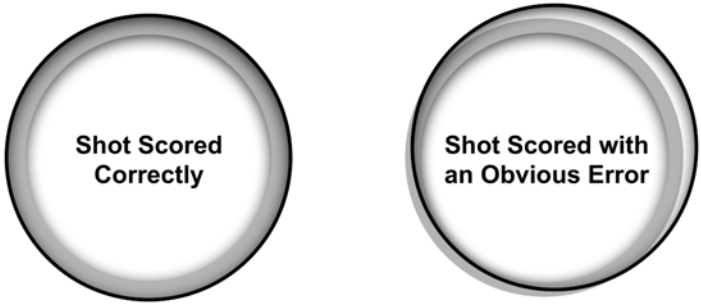

On rare occasions, a badly torn or irregular shot hole will cause the VIS system to misread the shot hole location. The diagram shows a shot that is scored correctly with VIS scoring ring aligned over the shot hole (on left). The diagram also shows an incorrectly scored shot with the scoring ring misaligned. As a guiding principle, if the VIS scoring ring is misaligned by two scoring ring widths or or more, the Statistical Officer may rule that this is an obvious error and make a manual correction to the scoring ring location and score.

8.5 BREAKING TIES

Ties must be broken for all places in individual and team events. Ties will be broken as follows:

8.5.1 Ties in Events or Positions with No Finals (or before Finals)

a) Ties are broken in favor of the competitor with the highest number of inner tens or Xs, except that inner tens are not used to break ties if decimal scoring is used.

b) If ties are not broken by inner tens or Xs, the tie must be broken according to the highest score in the last 10-shot series, then the next to the last 10-shot series, etc.

c) If any ties remain and electronic targets or VIS scoring of 50-foot paper targets is used, scores will be compared on a shot-by-shot basis, beginning with the last shot, then the next to the last shot, etc. In a shot-by-shot countback, inners tens are a higher value than a ten.

d) If any ties remain, duplicate awards may be given.

8.5.2 Ties in Events with Finals

During a Final with electronic targets, ties for eliminations or 1st and 2nd places must be broken by shoot-offs (Rule 10.4.5).

8.5.3 Multiple Event Individual Aggregates

When a competition consists of two or more courses of fire, tie breaking will use the same rules that are used for single events (Rule 8.5.1 above). If there is a Final or last Final, the Final and Final tie-breaking procedures (Rule 8.5.2) apply. Where there is no Final, ties will be broken by using the highest total number of inner tens or Xs, then the highest score in the last 10-shot series fired, then by using the next to the last 10-shot series score, etc.

8.5.4 Team Events
Ties in team events are decided by totaling the scores from all members of the tied teams and then applying the tie-breaking rules for individual events listed above (Rule 8.5.1). *Note: The first step in breaking team ties in a three-position event is to total the inner tens or Xs fired by the team members.*

8.6 RESULTS LISTS
Targets must be scored as quickly as possible after they are fired. After targets are scored, ranked results lists must be posted on the Official Bulletin Board (Rule 6.3.6) so competitors can see them, and the scoring protest period can begin (see Rule 8.1.9). After all scoring protests are decided and all ties are broken, the Statistical Officer must produce a Final Results List. Results Lists must show all individual and team competitors in order of their ranking or place finish, with ties broken according to Rule 8.5. Copies of the Official Results List should be distributed to participating teams and individuals electronically or through printed results. An electronic results list that is accessible to the public on an Internet website may be used as an Official Results List.

9.0 DISCIPLINARY ACTIONS AND PROTESTS

9.1 Rule Violations
Competitors or team officials may be disciplined or disqualified from a match for any of the following acts of misconduct:

a) Violating CMP safety rules (Rule 2.0) and/or range safety rules;

b) Failure to comply with CMP Competition Rules;

c) Refusing to obey the instructions of a Match Official or failure to make a correction after a warning is given (Rule 9.2 a);

d) Falsifying or being an accessory to falsifying scores;

e) Disorderly or unsportsmanlike conduct; or

f) Interfering with or disrupting a competitor on the firing line.

g) **Abuse of a Competitor or Match Official.** A competitor or Match Official who physically, verbally or emotionally abuses or injures another competitor or Match Official may be excluded from further participation in a competition. Such acts shall include acts of sexual abuse or harassment. Any alleged act of abuse must be reported to the CRO or Match Director. Reports must identify potential witnesses or physical evidence. Any competitor or Match Official who is accused of such abuse must be given an opportunity to offer an explanation or defense. The Match Director, plus one additional Match Official, must then decide whether the athlete or team official should be excluded from that competition. Any decision to exclude a competitor or Match Official must be reported to the Chief Competition Officer, International Disciplines, who may refer the matter to the CMP Rules Sub-Committee for further action if warranted.

9.2 Rule Enforcement

In the event of rule violations, Match Officials shall take the following corrective or disciplinary actions.

a) **Warning**. Whenever possible, a warning and opportunity to correct a rule violation must be given before imposing any further penalties;

b) **Penalty**. A penalty of two (2) or five (5) points may be deducted from the competitor's score in the event or stage where the violation took place. Any decision to penalize a competitor must be made by at least two Competition Officials (must be a Range Officer, Target Officer, Chief or Assistant Chief Range Officer, Chief or Assistant Chief Target Officer, Technical Officer, Match Director); unless the applicable rule specifies a five (5) point deduction, initial deductions should be for two (2) points; or

c) **Disqualification**. A competitor may be disqualified without further warning in case of a refusal to respond to a warning. A competitor may be disqualified without warning in case of a serious violation. Any decision to disqualify a competitor must be made by at least two Competition Officials (must be a Range Officer, Target Officer, Chief or Assistant Chief Range Officer, Chief or Assistant Chief Target Officer, Technical Officer, Match Director). If a team member is disqualified, the team may be disqualified and the scores of other team members may be disqualified from consideration for other awards, depending upon the circumstances of the disqualification. Any competitor or team that is disqualified must be notified of that decision and be given an opportunity to protest the decision to disqualify them.

9.3 RIGHT TO PROTEST

Any competitor or team that is penalized or disqualified or that believes the conditions of a competition are not in accordance with these Rules may protest the competition conditions or decision in question. However, scoring decisions by an authorized Statistical Officer or Technical Officer made in accordance with applicable scoring rules (Rule 8.0) regarding the number and scores of shots are final and may not be protested.

9.4 PROTEST PROCEDURES

If a competitor or coach has a complaint or protest, it must be adjudicated by following these procedures (*Note: The "Complaint and Protest Procedures" chart on page 79 provides additional details regarding protest procedures*.).

9.4.1 Complaint

A competitor or team coach may "complain" about competition conditions or a Match Official's decision to any Match Official who may answer the complaint or involve another Match Official in responding to the complaint.

9.4.2 Verbal Protests

If this informal procedure does not resolve the complaint, a competitor or team coach may state their intent to make a "verbal protest" to any Match Official within 30 minutes of the condition or decision being protested. At least two Match Officials (*must be a Range Officer, Statistical Officer, Technical Officer or Match Director*) must hear and decide the protest. There is no fee for making a verbal protest.

9.4.3 Written Protest and Request for Jury Decision

If the competitor or team coach is not satisfied with the Match Officials' decision, the competitor or team coach may request a Jury decision. Any appeal to a Jury must be in writing (*Match sponsors may copy and use the Protest Form printed on page 78 to document protests.)*, be submitted within 30 minutes after the original protest decision and be accompanied by a protest fee of $20.00. The protest fee must be returned if the Jury upholds the protest. The Match Director must appoint a Jury in accordance with Rule 4.7 to decide the protest, except that at the National Matches, a National Matches Protest Jury (see Rule 4.7) shall decide protests. A Match Official who was involved in the original Match Officials' decision may not serve on the Jury.

9.5 PROTEST DECISIONS

A majority of a Jury appointed in accordance with Rule 4.7 must decide written protests. The Jury decision must be based on these Rules as they are written. In cases where the Jury must make a rule interpretation, the intent and spirit of the applicable rule(s) must be respected. The Jury decision must be in writing. The Jury decision is final, unless the person filing the protest, the Jury or the Match Director requests a final ruling from a CMP Protest Committee.

9.6 APPEAL OF PROTEST DECISION

Any party involved in a written protest decided by a Jury may appeal that decision to the CMP for review by a CMP Protest Committee. An appeal of any Jury decision must be submitted to the CMP within 72 hours and will be decided by a CMP Protest Committee appointed by the Chief Competition Officer, International Disciplines. Decisions by a CMP Protest Committee are final. There is no further right of appeal.

9.7 PROTESTS AT NATIONAL MATCHES

A CMP National Matches Protest Jury, appointed by the Director of Civilian Marksmanship, and consisting of three persons, including one senior CMP staff member, will decide protests submitted during CMP National Matches events. Decisions by the CMP National Matches Protest Committee are final. There is no further right of appeal.

9.8 ADDITIONAL CMP DISCIPLINARY ACTION

In the event of a serious violation, additional disciplinary action may be taken by the CMP Rules Sub-Committee to disqualify or suspend a competitor from the National Matches, EIC matches or other CMP-sanctioned matches for such time as it determines, and to deny any current award already won. When a competitor is charged with a serious violation, the Chief Competition Officer, International Disciplines shall investigate the charges and all available evidence and shall present a report on this investigation, together with recommendations, to the CMP Rules Sub-Committee. Any person who may be suspended must be notified as soon as possible that suspension is being considered. After the submission of the report of the Chief Competition Officer, International Disciplines. The CMP Rules Sub-Committee shall offer the competitor an opportunity for a hearing on the charges and evidence provided by the investigation by the Chief Competition Officer, International Disciplines. The accused competitor must be given an opportunity to present evidence or contravening arguments before a final decision is made. After a hearing on these charges, the CMP Rules Sub-Committee shall make a final decision regarding the charges and the

suspension or other disciplinary action for the competitor if they are determined to be guilty of the charges against them. The decision of the CMP Rules Sub-Committee regarding suspension or other disciplinary action shall be final.

10.0 FINALS

A Final is a dramatic, visual, and exciting way to conclude shooting competitions. In Finals, the top eight (8) competitors in an individual event or aggregate Qualification event compete to decide their final placings while other competitors and interested persons participate as spectators.

10.1 GENERAL FINALS PROCEDURES

10.1.1 Option to Conduct Finals

A Final is not required in CMP-sanctioned Smallbore Rifle competitions, but, if eight electronic targets are available, a Final is highly recommended as a means of offering competitors an exciting and rewarding experience and a dramatic way to determine top award winners. A Final may be used to decide match winners, or it may be a separate event for the top eight competitors in an individual event or aggregate, or a point system may be used to combine individual event or aggregate results with results in a Final. *Note: In a point system, finalists are awarded bonus points to be added to their individual event or aggregate score. In most point systems, the 1st place finisher in the Final receives 4 additional points, the 2nd 3.5 points, etc. If a point system is used instead of the start-from-zero Final, this must be announced in the Match Program.*

10.1.2 Final Round Start Positions

The top eight (8) competitors in the individual event or aggregate advance to the Final. Finalists are squadded on eight adjacent firing points according to a random draw.

10.1.3 Targets and Scoring Finals

All Final Match shots must be scored in decimal (tenth) ring values. Smallbore Rifle Prone Finals should be conducted on electronic targets where decimal scoring on an official prone target (A-25 is recommended) is available. Smallbore Position Finals must be conducted on electronic targets.

10.1.4 Finalist Reporting

The start time of the Final is when commands for the first Match series begin. The start time of the Final must be announced in advance. Finalists should report to the CRO or a Finals Preparation Area at least 30 minutes before the start of the Final to have time to prepare, be introduced, and complete their Preparation and Sighting stage. After reporting to the Preparation Area, finalists or their coaches must be allowed to place their guns and equipment on their firing points at least 20 min. before the Final start time. Gun cases and equipment containers must not be left on the Final range. Aiming exercises are not permitted at this time. Finalists must then return to the Finals Preparation Area, ready to be called to the firing line for their presentation and warm-up period. Coaches will take their allocated seats on the Finals range.

10.1.5 Match Officials

The CRO is responsible for conducting the Final and giving all commands. The CRO or an Announcer is responsible for introducing the finalists and giving score announcements and commentary. The electronic targets used for a Final and the

results display are operated by a Technical Officer. A Range Officer script with the procedures and commands for conducting this Final may be viewed and downloaded at https://thecmp.org/competitions/cmp-competitions-rulebooks/.

10.1.6 Presentation for Spectators

A primary objective of Finals is to present the conclusion of competitions to spectators in ways that showcase the talents and skills of the best competitors in the competition. Spectators, family members and other competitors should be encouraged to attend. Seating should be provided for spectators. An electronic scoreboard displaying scores and current rankings that is visible to spectators should be on the range. The CRO or an Announcer should give scores and commentary about current rankings after each series or shot in the Final.

10.1.7 Music and Spectator Response

During a Final, appropriate music should be played. Enthusiastic audience responses are encouraged and recommended during all Finals (*applause and cheering is permitted and encouraged*).

10.1.8 Ending the Final

If there are no ties at the end of the Final, the CRO or Announcer shall announce ***THERE ARE NO TIES, RESULTS ARE FINAL*** and immediately recognize the top three competitors by announcing ***THE BRONZE MEDAL WINNER, WITH A SCORE OF (Final score) IS (COMPETITOR'S NAME); THE SILVER MEDAL WINNER, WITH A SCORE OF (Final score) IS (COMPETITOR'S NAME)*** *and* ***THE GOLD MEDAL WINNER, WITH A SCORE OF (Final score), IS (COMPETITOR'S NAME)***. *Note: It is recommended that as soon as the gold and silver medals are decided, that the gold, silver and bronze medal winners be assembled in 2-1-3 order with their rifles so that they can be recognized and photographed.*

10.2 PRONE FINAL PROCEDURES

The Prone Final consists of Sighting and Match shots to be conducted according to this Rule:

10.2.1 Prone Final Course of Fire and Time Limits

The Smallbore Prone Final should be conducted on the 100-yard target. The Final consists of 24 Match shots with progressive eliminations occurring in the following sequence:

- ***TAKE YOUR POSITIONS*** command (30 sec.)
- Preparation and Sighting Time (5 minutes)
- 30 Second time warning…***STOP***
- Pause to reset targets (30 sec.)
- 5 shots in 150 seconds (2 min., 30 sec.)
- 5 shots in 150 seconds (2 min., 30 sec.).
- 2 single shots, 30 sec. each, eliminate 8th place.
- 2 single shots, 30 sec. each, eliminate 7th place.
- 2 single shots, 30 sec. each, eliminate 6th place.
- 2 single shots, 30 sec. each, eliminate 5th place.
- 2 single shots. 30 sec. each. eliminate 4th place.
- 2 single shots, 30 sec. each, eliminate 3rd place

- 2 single shots, 30 sec, each, the 24th shot decides 1st and 2nd places.
- Recognition of Bronze, Silver and Gold Medalists

10.2.2 Conduct of Prone Final

Finalists should line up close to the Finals Range ten (10) minutes before the Finals ***START*** time. When finalists are called to the firing line from the Preparation Area, they must walk to the line fully dressed, with trousers and jackets closed. The CRO will announce ***FINALISTS TO THE LINE…GROUND YOUR RIFLES***. After grounding their rifles, finalists must turn towards spectators for their introductions. Finalist introductions should give the competitor's name, hometown and shooting club; the Announcer may also comment on the competitor's competition record. After the introductions, the CRO will command ***TAKE YOUR POSITIONS***. Competitors may handle their rifles and get into the prone position. After they are in position, they may do holding and aiming exercises, but they may not remove safety flags. After thirty (30) seconds, the CRO will start a combined Preparation and Sighting Time by commanding "***FIVE MINUTES PREPARATION AND SIGHTING TIME…START***." After this command, finalists may remove safety flags, dry fire and fire unlimited Sighting shots. The CRO will then conduct the Prone Final by following the course of fire in Rule 10.2.1. The CRO must follow Rule 10.3.6 in conducting the 5-shot series and Rule 10.3.7 in conducting the single shots.

10.3 THREE-POSITION FINAL PROCEDURES

The Three-Position Final consists of Sighting and Match shots to be conducted according to this rule. *Note: This Three-Position Final course of fire is adopted from the 2026 ISSF 50m Three-Position 35-shot Final.*

10.3.1 Course of Fire and Time Limits

The Final consists of 35 Match shots with progressive eliminations occurring in the following sequence:

- ***TAKE YOUR POSITIONS*** (30 sec.)
- Preparation and Sighting Time kneeling (5 min)
- 30 second time warning…***STOP***
- Pause to reset targets (+/- 30 sec.)
- 10 shots kneeling, prone Sighting, 10 shots prone, standing Sighting (22 min.)
- Pause (30 sec.)
- 5 shots standing in 250 seconds (4 min., 10 sec.)
- 5 shots standing in 250 seconds (4 min., 10 sec.), eliminate 8th and 7th places
- 1 single shot, 50 sec., eliminate 6th place.
- 1 single shot, 50 sec., eliminate 5th place.
- 1 single shot, 50 sec., eliminate 4th place.
- 1 single shot, 50 sec., eliminate 3rd place.
- 1 single shot, 50 sec., decides 2nd and 1st places.
- Recognition of Bronze, Silver and Gold Medalists

10.3.2 Conduct of Three-Position Final

Finalists should line up close to the Finals Range ten (10) minutes before the Finals START time. When finalists are called to the firing line from the Finals Preparation Area, they must walk to the line fully dressed, with trousers and jackets closed. The CRO will announce ***FINALISTS TO THE LINE…GROUND YOUR RIFLES***. After grounding their rifles, finalists must turn towards spectators for their introductions. Finalist introductions should give the name and hometown (team or club name); the Announcer may comment on the competitor's competition records. After finalist introductions, the Range Officer will command ***TAKE YOUR POSITIONS***. Finalists may then handle their rifles and get into their kneeling positions. After they are in position, they may carry out holding and aiming exercises, but they may not remove safety flags. After 30 seconds, the CRO will command ***PREPARATION AND SIGHTING…TIME LIMIT FIVE (5) MINUTES…START***. Finalists may complete their preparations for the Final, load and fire unlimited Sighting shots during this time. The CRO must give competitors a verbal warning when thirty seconds remain in the Preparation and Sighting time with the command ***THIRTY SECONDS.*** The Preparation and Sighting time ends with the command ***PREPARATION AND SIGHTING TIME…STOP***. After a brief pause (maximum 30 seconds) after the ***STOP*** command to give the Technical Officer time to change the targets from Sighting to Match the CRO will proceed with the conduct of the Final by following the course of fire in Rule 10.3.1. The CRO must follow Rule 10.3.3 (below) in conducting the 22-minute kneeling and prone stage, Rule 10.3.6 in conducting the 5-shot series and Rule 10.3.7 in conducting the single shots. During the combined 22-minute stage finalists are responsible for changing their targets from Match to Sighters when changing positions. No changing of clothing is allowed, but zippers and other fastenings may be adjusted as required.

10.3.3 Match Firing, Kneeling and Prone

After the ***START*** command, finalists fire ten (10) Match shots in the kneeling position, insert their safety-flags, change to the prone position and fire unlimited Sighting shots, then fire ten (10) Match shots prone. After finishing those ten shots they must insert safety flags and change to the standing position. They may then fire unlimited Sighting shots in the time remaining before the CRO commands "**STOP"** at the end of the Match Firing time. They must be ready to start Match firing in the standing position when the CRO gives the commands for this: Safety flags must be inserted and barrels always kept pointed downrange when changing positions. Finalists are responsible for changing their targets from Match to Sighters and back to Match at the appropriate times. Finalists are not permitted to change clothing on the field of play or remove shooting jackets or trousers when changing positions, but zippers and buttons may be undone as required. They must make their own adjustments to rifles and move their own equipment during shooting and transitions. This includes picking up any dropped equipment from the floor of the field of play, for example retrieving a safety flag. A two-point penalty may be applied If an athlete requires any assistance if they are unable to complete those tasks for themselves while on the FOP. After seventeen (17) minutes, the

CRO will announce "***FIVE MINUTES***." After 21 minutes and 30 seconds, the CRO will announce "***THIRTY SECONDS***."

10.3.4 Match Firing, Standing

After 30-seconds, the CRO will command **"*FOR THE NEXT COMPETITION SERIES…LOAD*". ** After 5 secs., **"*START*". ** Athletes have 250 seconds to fire each 5-shot MATCH series. After 250-seconds the CRO will command **"STOP." T**he Announcer will make some brief comments about the ranking any other relevant information including the fact that at the end of the next series, the two lowest ranking athletes will be eliminated. The same command procedure and sequence of announcements will continue until the athletes have completed two (2) 5-shot series.

10.3.5 Eliminations

The two (2) lowest-ranking finalists are eliminated after the second standing series, (30 shots total). The Announcer will recognize those athletes who are eliminated and comment on the rankings. The remaining six finalists will fire single shots in a maximum time of 50 seconds each, followed by eliminations as described in Rule 10.3.1, until the 1st and 2nd places are decided.

10.3.6 Position Final 5-Shot Series Commands

Both the Prone and Three-Position Final courses of fire include two 5-shot series to be conducted as follows:

a) For each 5-shot Match series, the CRO will command ***FOR THE FIRST/NEXT COMPETITION SERIES…LOAD***.

b) After a 5-second delay to give finalists time to load, the CRO will command ***START***.

c) 250 seconds after the ***START*** command, the CRO will command ***STOP***. If no count-down clock is visible to all finalists, the CRO may give a "30 Seconds" warning.

d) After the ***STOP*** command, the CRO or Announcer will give brief commentary about the scores and current rankings.

e) After commentary for the first series is finished, the CRO will conduct the second 5-shot series using the same procedures.

f) The lowest ranked finalists (8th and 7th places) are eliminated after the second 5-shot series.

10.3.7 Position Final Single Shot Commands

After the two 5-shot series, the CRO will continue the Final with single shots. Eliminations after single shots shall be made in accordance with Rule 10.2.1.

a) After the commentary for the previous series/shot is finished, the CRO will command ***FOR THE NEXT COMPETITION SHOT…LOAD***.

b) After a 5-second delay to give Finalists time to load and resume their firing positions, the CRO will command ***START***.

c) 50 seconds after the ***START*** command, the CRO will command ***STOP***.

d) After the ***STOP*** command, the CRO or Announcer will announce the scores and give brief commentary about the current rankings. Eliminated finalists must be recognized in accordance with Rule 10.2.1.

e) After commentary regarding each shot is finished the CRO will conduct the next Match shot by using the same procedures until the 1st and 2nd place winners are decided.

10.4 SPECIAL REGULATIONS FOR FINALS

When special circumstances apply, the following special regulations shall be applied.

10.4.1 Loading Before the LOAD Command

Competitors may not contact their rifle with a cartridge (see Rule 2.7) before the command ***LOAD***. The first violation results in a warning. The second violation must be penalized with a two (2) point deduction.

10.4.2 Firing Before the *START* Command

Any shot fired after the ***LOAD*** command and before the ***START*** command must be scored as a miss for that shot.

10.4.3 Firing After the STOP Command

Any shot fired after the command ***STOP*** must be scored as a miss.

10.4.4 Aiming or Holding Exercises

Aiming or holding exercises between Match shots are allowed. Dry firing between Match shots is not allowed. A one-point penalty must be deducted from the score of the next shot for each instance of dry firing.

10.4.5 Shoot-Offs to Decide Ties

Ties for any place finish must be decided by shoot-offs. When there is a tie, the Range Officer will command: ***THE FOLLOWING COMMANDS ARE FOR FIRING POINTS (****give firing point numbers****) ONLY…FOR THE SHOOT-OFF SHOT…LOAD…*** *(5 second pause)* ***… START***. After the tied competitors have fired their shots or after 50 seconds, the Range Officer will command ***STOP***. If the tie is not broken, the shoot-off will continue shot-by-shot until the tie is broken. The other finalists must wait until the shoot-off is completed before results for all shots are announced and the Final can continue. If a finalist who is not in a shoot-off inadvertently loads and fires a shot during a shoot-off or malfunction refire, the shot shall be nullified, and the competitor must not be penalized.

10.4.6 Early Stop Command

If the command ***STOP*** is given before the time limit expires and a competitor has not fired their shot or completed a 5-shot series, the competitor must be given a new 50-second time limit to fire any shot that was not fired (*2 unfired shots in a series = 100 seconds*). The CRO will command: ***THE FOLLOWING COMMANDS ARE FOR FIRING POINT (****give firing point number****) ONLY…THE COMMAND LOAD HAS BEEN GIVEN…*** *(5 second pause)* ***…START***. The other finalists must wait until this shot/series is completed before results for all shots are announced and the Final is continued.

10.4.7 Malfunctions in Finals

If a competitor has a malfunction that is not their fault, the competitor will be given a maximum of one (1) minute to repair the malfunction or replace the rifle. As soon as the malfunction is repaired or the air rifle is replaced, the CRO will give a new 50-second time for each unfired shot for the competitor to fire the malfunction shot(s), starting with the command: ***THE FOLLOWING COMMANDS ARE FOR FIRING POINT (****give firing point number****) ONLY…LOAD…****(5 second pause)****…START***. If the malfunction is not repaired or the rifle replaced within one (1) minute, the competitor must withdraw from the Final and the Range Officer must continue the Final for the remaining competitors. The other finalists must

wait until the malfunction shot is completed or the competitor withdraws before results for all shots are announced and the Final is continued. Only one malfunction per competitor may be claimed in a Final.

10.4.8 Protests in Finals

a) Protests of shooting conditions in the Final must be made immediately and will be decided as soon as possible by two Match Officials before the Final can continue.

b) If a finalist's shot fails to register (no score displayed) or an unexpected zero (0) is displayed, the competitor may protest but must do so immediately after the shot value is displayed or fails to display and before the commands for the next shot commence. The competitor may protest by raising their hand and announcing "Protest."

c) Match Officials must decide the protest before the Final can continue. Unless there is credible evidence that the competitor fired a miss (*there is a shot hole outside the scoring rings on the target*) or that the competitor fired an off-target miss (*witnessed or confirmed by a Range Officer*), they must allow the competitor to refire the shot. If a refire shot fails to display, the competitor must be moved to another target (see 10.4.9 a) below). If the refire shot displays, and there is no credible evidence that the competitor fired an on-target or off-target miss, Match Officials may decide that the target malfunctioned, count the refire shot and continue the Final.

10.4.9 Target Malfunctions

a) **Single Target Malfunction** – If an electronic target fails to function, the competitor must be moved to a new target. They will be allowed an additional two (2) minute period for Sighting shots before they complete the missing shot(s). The other finalists must wait until this shot(s) is completed before continuing the Final.

b) **Malfunction of All Targets** – If all electronic targets malfunction during the final and can be repaired within one (1) hour, the remaining Final shots will be completed after an additional five (5) minute Preparation and Sighting Stage. If the targets cannot be repaired within one (1) hour, the completed Final shots will be totaled and used as the official score.

10.4.10 Delay Procedures

During any delay in Match firing while Match Officials resolve a missing shot or target malfunction issues, other finalists are permitted to do aiming exercises and dry fire. If the total delay to resolve the issue is longer than five (5) minutes, all finalists must be given two (2) minutes Sighting time before Match firing resumes.

10.4.11 Other Irregular or Disputed Cases

If other irregular or disputed cases occur during a Final that are not covered by Rule 10, the CRO and Range Officer may decide irregular or disputed matters according to **Rule 7.11 Irregular Shots**.

11.0 AWARDS AND NATIONAL RECORDS

11.1 CMP ACHIEVEMENT PINS

To provide incentives for Smallbore Rifle Three-Position and Prone competitors to participate and improve, the CMP provides Achievement Pins for competitors who equal or exceed established Achievement Award cut-scores. EIC Achievement Award cut-scores are determined based on previous National Championship scores. Gold, silver, and bronze Achievement Pins may be presented to approximately the top 40 percent of all competitors. Achievement Award scores are calculated so that approximately the top one-sixth of the top 40 percent of all competitors receive gold awards, the next two-sixths receive silver awards, and the remaining three-sixths receive bronze awards. In 2027 CMP-sanctioned Smallbore Rifle Matches, Gold, Silver, and Bronze Achievement Pins may be awarded according to the following standards:

TABLE 6 – CMP SMALLBORE RIFLE ACHIEVEMENT AWARD CUT SCORES			
Event	**Gold**	**Silver**	**Bronze**
Smallbore Rifle Three-Position, 3x20 shots, 50m, 50 yds., or 50 ft.	**570+**	**559-569**	**546-558**
Smallbore Rifle Prone, 160 shots, 50 yds., 50m, Dewar, 100 yds.	**1593+**	**1589-1592**	**1582-1588**

11.2 NATIONAL RECORDS

National Records give special recognition to the most outstanding scores fired by competitors in CMP-governed shooting events. This rule establishes standards for National Record recognition. A current National Record list will be published on the CMP web site. To be recognized as a National Record, competitors' scores must fulfill these conditions:

11.2.1 Eligible Competitions
National Record scores must be fired in competitions conducted or supervised by the CMP Staff in accordance with CMP Competition Rules.

11.2.2 Record Recognition Procedure
CMP Staff will compile the list of National Records. This list will be published on the CMP website. Possible new National Records will be identified after each eligible competition, and the list of National Records will be updated as required. Any competitor or other person who believes that a possible National Record has been overlooked is encouraged to contact CMP Competitions at smallbore@thecmp.org.

11.2.3 Tied Scores
When two or more competitors have the same numerical score that is a possible National Record, the score with the highest X-count will be recognized. If two or more competitors have the same numerical score and the same X-count, the tie will not be broken, and they will be recognized as National Record co-holders.

11.2.4 National Record Events
National Records are recognized for the following events. Inner tens will be used to break ties involving National Record scores.

- Individual, three-positions, 50 yards/50m, 3x20 shots, metallic sights
- Individual, three-position Final, 50 yards/50m, 35 shots, metallic sights
- Individual, three-positions, 50 feet, USA 50 target, 3x20 shots, metallic sights
- Individual, prone position, 50 yards, 40 shots, metallic sights

- Individual, prone position, 50 meters (national target), 40 shots, metallic sights
- Individual, prone position, 50 yards 20 shots + 100 yards 20 shots, metallic sights
- Individual, prone position, 100 yards, 40 shots, metallic sights
- Individual, prone position, 1200 Aggregate, metallic sights
- Individual, prone position, 1600 Aggregate, metallic sights
- Individual, three-positions, 50 yards, 3x20 shots, optical sights
- Individual, prone position, 50 yards, 40 shots, optical sights
- Individual, prone position, 50 meters (national target), 40 shots, optical sights
- Individual, prone position, 50 yards 20 shots + 100 yards 20 shots, optical sights
- Individual, prone position, 100 yards, 40 shots, optical sights
- Individual, prone position, 1200 Aggregate, optical sights
- Individual, prone position, 1600 Aggregate, optical sights
- National Matches Team Records:
    - Teams, 4 members, three-positions, 50 yards, 3x40 each
    - Teams, 4 members, prone, 50 yards 20 shots + 100 yards 20 shots, metallic and optical sights

11.2.5 Record Categories

For each course of fire in which records are recognized, National Records also are recognized for competitors who are members of the following categories:

- Men, open
- Women, open
- Senior Men (O60 men, Rule 3.4.2 d)
- Senior Women (O60 women, Rule 3.4.2 d)
- Grand Senior Men (O70 men, Rule 3.4.2 e)
- Grand Senior Women (O70 women, Rule 3.4.2 e)
- Junior Men (U21 men, Rule 3.4.2 a)
- Junior Women (U21 women, Rule 3.4.2 a)
- Intermediate Junior Men (U18 men, Rule 3.4.2 b)
- Intermediate Junior Women (U18 women, Rule 3.4.2 b)
- Sub-Junior Men (U15 men, Rule 3.4.2 c)
- Sub-Junior Women U15 women, Rule 3.4.2 c)
- Open Team (mixed, male and female)
- Open Junior Team (mixed, male and female)

11.3 DISTINGUISHED SMALLBORE RIFLE BADGES

Gold Distinguished Badges are the highest individual awards authorized by the U.S. Government for excellence in marksmanship competitions. Distinguished Badges are awarded by the CMP and the respective military commands in accordance with 36 USC §40722 [3]. The CMP only issues Distinguished Badges to competitors who earn them according to ***CMP Competition Rules***. The name of the recipient, the year the

badge was earned, and the badge serial number are engraved on each badge. The first Distinguished Badges were awarded by the U.S. Army in 1884. The current Distinguished Badge Program offers opportunities for competitors to earn these prestigious badges in 12 different Distinguished Badge programs. The chart (below) describes the Distinguished Badge programs administered by the CMP under authority granted to it by Federal law. The regulations that follow govern the awarding of Distinguished Air Rifle and Distinguished Air Pistol Badges.

TABLE 7-- CMP DISTINGUISHED BADGE PROGRAMS

Badge Title	Awarded for Excellence in:
U.S. Distinguished International Shooter Badge*	**ISSF Championships, while competing as a member of the USA National Team; or WSPS Championships while competing as a member of the USA National Team.**
Distinguished Rifleman	Highpower Service Rifle NT and EIC competitions
Distinguished Pistol Shot	Service Pistol NT and EIC competitions
Distinguished 22 Rimfire Pistol	22 Rimfire Pistol EIC competitions
Distinguished Service Revolver	Service Revolver EIC competitions
Distinguished Marksman*	Various disciplines, according to Competition Rules (See Rule 11.4)
Junior Distinguished	Junior three-position air rifle competition in either the precision or sporter categories
Distinguished Smallbore Rifle Position*	**Smallbore Rifle three-position EIC competitions**
Distinguished Smallbore Rifle Prone*	**Smallbore Rifle prone EIC competitions**
Distinguished Air Rifle	Air Rifle EIC competitions
Distinguished Air Pistol	Air Pistol EIC competitions
Distinguished Action Pistol	Bianchi Cup and Action Pistol EIC competitions

**Regulations for these Distinguished Badges are found in this rulebook.*

11.3.1 Distinguished Smallbore Rifle Badges

The CMP awards two Distinguished Badges for excellence in smallbore rifle competitions, the Distinguished Smallbore Rifle Three-Position Badge, and the Distinguished Smallbore Rifle Prone Badge.

11.3.2 Criteria for Earning the Distinguished Badge

All Non-Distinguished Smallbore Rifle competitors may compete to earn EIC credit points in CMP-sanctioned EIC matches. To earn a Distinguished Smallbore Rifle Badge, Non-Distinguished competitors must earn 30 EIC credit points in National Matches and CMP-sanctioned Smallbore Rifle Three-Position Matches and/or 30 EIC credit points in National Matches and CMP-sanctioned Smallbore Rifle Prone Matches.

11.3.3 Limited EIC Match Eligibility

Non-Distinguished Smallbore Rifle Three-Position competitors may compete for EIC points in a maximum of one National Matches Smallbore Rifle Three-Position Match aggregate (2 x 60 shots) and five (5) CMP-sanctioned Smallbore Rifle Three-Position Matches (4 x 60 shots) in any calendar year. Non-Distinguished Smallbore Rifle Prone competitors may compete for EIC points in a maximum of two National Matches Smallbore Rifle Prone two-day Matches (2 x 160 shots) and ten (10) CMP-sanctioned Smallbore Rifle Prone one-day Matches (160 shots) in any calendar year. Distinguished Smallbore Rifle competitors may compete in as many EIC matches as they wish.

11.3.4 Recognition of EIC Match Results

For Distinguished credit points earned in a CMP-sanctioned EIC match to be recognized, the match must:

a) Comply with **CMP Competition Rules** and be sanctioned by the CMP as a Smallbore Rifle EIC Match.

b) Smallbore Rifle Three-Position: Use a 60 shot 3x20 course of fire with ISSF targets at 50m or 50 yds.; eligible competitors must shoot with metallic sights.

c) Smallbore Rifle Prone: Use a 160 shot four-stage course of fire (50 yds., 50m, Dewar, 100 yds.) with national targets. Prone 160-shot one-day events are sanctioned as separate EIC events and may be either metallic sight or any sight events.

d) Be one of the eligible EIC matches permitted for that competitor (Rule 11.3.3).

e) Be completed at all stages. If any stage is not completed due to circumstances beyond the match sponsor's control in accordance with Rule 6.7, the match sponsor must petition the CMP for a waiver to award EIC credit points. To obtain a waiver, at least two three-position or three prone stages must be completed.

f) Have at least six (6) eligible Non-Distinguished competitors who fire recorded shots in at least two stages of the competition. *Note: 10% of six competitors equals 0.6 legs. 0.6 rounds up to 1.0 in accordance with EIC regulations.*

11.3.5 Determining EIC Credit Points in Three-Position EIC Matches

The highest scoring 10 percent of all Non-Distinguished competitors in three-position 60 shot (3x20) EIC matches are awarded EIC credit points in accordance with this formula (see EIC Credit Point Table), provided the score fired by the competitor equals or exceeds the EIC Minimum Credit Score ("MCS," Rule 11.3.7):

a) Highest one-sixth of the top 10 percent: ten (10) points.

b) Next highest two-sixths of top 10 percent: eight (8) points.

c) Remaining three-sixths of top 10 percent: six (6) points.

d) In computing the awarding of EIC points, fractions of 0.6 or higher are rounded to the next higher number (For example, for 76 Non-Distinguished competitors there would be 8 medals awarded. 10% = 7.6 which rounds up to 8.).

e) All legs awarded in the CMP National Smallbore Rifle Three-Position Championship will count ten (10) points.

11.3.6 Determining EIC Credit Points in Prone EIC Matches

The highest scoring 10 percent of all Non-Distinguished competitors in prone 160 shot (4x40) EIC matches are awarded EIC credit points in accordance with this

formula (TABLE 8, EIC Credit Point Table), provided the score fired by the competitor equals or exceeds the EIC Minimum Credit Score ("MCS," Rule 11.3.7):

a) Highest one-sixth of the top 10 percent: five (5) points.

b) Next highest two-sixths of top 10 percent: four (4) points.

c) Remaining three-sixths of top 10 percent: three (3) points.

d) In computing the awarding of EIC points, fractions of 0.6 or higher are rounded to the next higher number (For example, for 76 Non-Distinguished competitors there would be 8 medals awarded. 10% = 7.6 which rounds up to 8.).

e) All legs awarded in the CMP National Smallbore Rifle Prone Championship will count five (5) points.

TABLE 8 -- EIC CREDIT POINT AWARDS

Eligible Competitors	Legs	Gold	Silver	Bronze
1 to 5	**0**	**0**	**0**	**0**
6 to 15	**1**	**0**	**0**	**1**
16 to 25	**2**	**0**	**1**	**1**
26 to 35	**3**	**0**	**1**	**2**
36 to 45	**4**	**1**	**1**	**2**
46 to 55	**5**	**1**	**1**	**3**
56 to 65	**6**	**1**	**2**	**3**
66 to 75	**7**	**1**	**2**	**4**
76 to 85	**8**	**1**	**3**	**4**
86 to 95	**9**	**1**	**3**	**5**
96 to 105	**10**	**2**	**3**	**5**
Etc.				

11.3.7 EIC Minimum Credit Scores

To receive EIC credit points, the score fired by the competitor must fulfill the requirements of Rule 11.3.6 (top 10%, etc.) and equal or exceed the EIC Minimum Credit Score (as follows):

a) Smallbore Rifle Three-Positions: 550 X 600 (1 x 60 shots) or 1100 x 1200 (2 x 60 shots).

b) Smallbore Rifle Prone: 1588 x 1600 (1 x 160 shots) or 3176 x 3200 (2 x 160 shots).

c) Minimum Credit Scores will not be adjusted for weather or other conditions. If an EIC match course of fire is shortened in accordance with Rules 6.7 and approved by the CMP, the MCS requirement will not apply for that match.

11.3.8 Awarding of Distinguished Badges

The CMP awards the Distinguished Smallbore Rifle Three-Position Badge when a competitor earns 30 or more points in Smallbore Rifle Three-Position EIC Matches and has earned at least one eight or ten-point award. The CMP awards the Distinguished Smallbore Rifle Prone Badge when a Civilian competitor earns 30 or more points in Smallbore Rifle Prone EIC Matches and has earned at least two four or five-point awards.

11.4 DISTINGUISHED MARKSMAN BADGE

The Distinguished Marksman Badge is a Distinguished Badge that may be earned by competitors with limitations or disabilities that require them to compete with adaptive firing positions, adaptive equipment, or special techniques to complete EIC rifle or pistol courses of fire. The Distinguished Marksman Badge may be earned in any CMP Rifle or Pistol discipline where EIC Matches are sponsored or sanctioned. The awarding of the Badge is governed by this Rule:

11.4.1 Competitor Eligibility

A competitor with a permanent disability or impairment who fulfills the general CMP eligibility requirements (Rule 3.0), and who is approved by the CMP to participate in the Distinguished Marksman Program in accordance with Rule 3.7.3 is eligible to compete in EIC Matches and earn EIC credit points that count towards the awarding of the Distinguished Marksman Badge.

11.4.2 Criteria for Earning EIC Credit Points

Eligible competitors who are approved to participate in the Distinguished Marksman Program may earn EIC credit points as follows:

a) An eligible competitor who competes in an EIC or National Trophy Smallbore Rifle Three-Position or Prone Match who fires a score that equals or exceeds the Minimum Credit Score (MCS, Rule 11.3.7, 550 x 600 or 1100 x 1200 for Three-Position; 1588 x 1600 or 3176 x 3200 for Prone) for this discipline will receive six (6) EIC credit points.

b) An eligible competitor who competes in a National Matches Smallbore Rifle Championship who fires a score that equals or exceeds the Minimum Credit Score (MCS, Rule 11.3.7, 550 x 600 or 1588 x 1600) for this discipline will receive ten (10) EIC credit points.

c) If an eligible competitor fires a score in an EIC or National Trophy Rifle Match that equals or exceeds the score fired by a competitor who received eight (8) or ten (10) EIC points in that Match, that competitor will also receive that same number of EIC credit points.

d) If a competitor earned fewer than 30 EIC Distinguished Smallbore Rifle Three Position or Prone credit points before becoming disabled and eligible for this program, those EIC credit points may be credited as Distinguished Marksman credit points.

11.4.3 Limited EIC Match Eligibility

Eligible Non-Distinguished Smallbore Rifle Three-Position competitors may compete for EIC points in a maximum of one National Matches Smallbore Rifle Three-Position Championship (2 x 60 shots) and five (5) CMP-sanctioned Smallbore Rifle Three-Position Matches (5 x 60 shots) in any calendar year. Non-Distinguished Smallbore Rifle Prone competitors may compete for EIC points in a maximum of four National Matches Smallbore Rifle Prone one-day Matches (4 x 160 shots) and ten CMP-sanctioned Smallbore Rifle Prone one-day Matches (8 x 160 shots) in any calendar year.

11.4.4 Awarding of Distinguished Marksman Badges

The CMP awards the Distinguished Marksman Badge when an authorized competitor earns 30 or more points in Smallbore Rifle Position or Prone EIC Matches in accordance with Rule 11.4.2.

11.5 DISTINGUISHED INTERNATIONAL SHOOTER BADGE

The CMP awards the Distinguished International Shooter Badge (DISB) to athletes who compete with distinction in international championships governed by the International Shooting Sport Federation (ISSF) or World Shooting Para Sport (WSPS,[1] formerly the International Paralympic Committee, IPC). The Distinguished International Shooter Badge was established by the U.S. Department of Defense in 1963, and the first badge (serial #1) was presented by President John F. Kennedy in 1963. To earn the Badge, USA athletes must first qualify for membership on a USA National Team that represents the USA in an ISSF or WSPS Championship and then distinguish themselves by winning medals or achieving exceptionally high place finishes in those Championships. The awarding of the Badge is governed by these Regulations.

11.5.1 ISSF Championships

DISB credit points are awarded for medal-winning or high place finishes in current Olympic individual and Mixed Team events and for medal-winning or high-place finishes in ISSF Championships according to the DISB credit point schedule in Table 9 below.

11.5.2 WSPS Championships

DISB credit points are awarded for medal-winning or high place finishes in current Paralympic individual and Mixed Team events and for medal-winning or high-place finishes in WSPS Championships according to the DISB credit point schedule in Table 9 below.

***Table 9 Explanation**. Table 9 defines how DISB credit points are awarded for an athlete's outstanding performance in an ISSF or WSPS Championship event. DISB credit points are awarded according to the priority of the Championship, the type of event and whether the event is an Olympic or Non-Olympic event. DISB credit points are awarded for outstanding performances in Olympic or Paralympic Games, World Championships, Continental Championships and World Cups. The three types of events are: (a) individual events, b) Mixed Team events and c) 3-person team events. DISB credit points are awarded only if the event is an "Olympic" event, but not for Non-Olympic events. To be recognized as an Olympic*

event, that discipline must have an event in the Program of the current Olympic quadrennial.[2]

Table 9 – Distinguished International Shooter Badge Credit Points

ISSF CHAMPIONSHIP	Individual Olympic Events				Olympic Mixed Team Events		
	1ST	2ND	3RD	4TH-8TH	1ST	2ND	3rd
ISSF Championships							
Olympic Games	30	30	30	15	60/2	60/2	60/2
World Championship, (Olympic events and 3-person team events in Olympic disciplines)	15	15	15	10	30/2	30/2	30/2
	Credit Points for 3-Person Teams: 1st 30/3, 2nd & 3rd 15/3						
Pan American Games (Olympic events only)	10	5	5		20/2		
World Cups (Olympic events only)	10	5	5		20/2	10/2	10/2
Championship of the Americas (Olympic events only)	10	5	0		20/2		
ISSF Junior Championships							
Junior World Championship (Olympic events only)	10	10	10	5	20/2	20/2	20/2
	Credit Points for 3-Person Teams: 1st 30/3, 2nd & 3rd 15/3						
Junior World Cups (Olympic events only)	10	5	5		10/2	10/2	10/2
WSPS Championships							

WSPS CHAMPIONSHIP	Individual Paralympic Events				Paralympic Mixed Team Events		
	1ST	2ND	3RD	4TH-8TH	1ST	2ND	3rd
Paralympic Games	30	30	30	15	60/2	60/2	60/2
World Championship, (Paralympic events and 3-person team events in Paralympic disciplines)	15	15	15	10	30/2	30/2	30/2
	Credit Points for 3-Person Teams: 1st 30/3, 2nd & 3rd 15/3[2]						
ParaPan American Games (Paralympic events only)	10	5	5		20/2		
World Cups (Paralympic events only)	10	5	5		20/2	10/2	10/2

[1] *The IPC and WSPS have agreed to transfer their international governing responsibilities for para-shooting to the ISSF. A transition process is taking place during 2026 and 2027. When that is complete the ISSF will become the international governing body for para-shooting.*

[2]*Shooting events approved for the 2028 Los Angeles Olympic Program are: 10m Air Rifle (women / men / mixed teams); 50m Rifle 3 Positions (women / men); 10m Air Pistol (women / men / mixed teams); 25m Rapid Fire Pistol (men); 25m Pistol (women); Trap (women / men/mixed teams; Skeet (women / men).*

[3]*DISB credit points are awarded in WSPS 3-Person Team Events only if team participation criteria are met—see Rule 11.5.3 c) below.*

11.5.3 DISB Credit Points

The Distinguished International Shooter Badge is awarded to athletes who earn a total of 30 or more credit points in eligible ISSF or WSPS competitions. Credit points are awarded by the CMP in accordance with the ***Distinguished International Shooter Badge Credit Points Table*** (Table 9). In addition, the following supplemental rules apply:

a) **Mixed Team Events:** Medal winning 2-person Mixed Teams in Mixed Team events on the 2028 Olympic Games Program will receive DISB credit points according to Table 7 (team points are shown; they are divided between the two team members. The DISB credit points awarded for Mixed Team events was increased, effective in 2027; Mixed Team credit points for years prior to

2027 will be awarded according to the regulations in effect when they were earned.

b) **World Championship Team Events.** Each member of a USA Shooting Team (3-Person) team that wins a gold medal in an ISSF or WSPS World Championship team event may receive 10 points; each member of a USA Team that wins a silver or bronze medal may receive 5 points. Each member of a USA Shooting Team that wins a gold medal in an ISSF Junior World Championship team event may receive 10 points; each member of a USA Team that wins a silver or bronze medal may receive 5 points.

c) DISB credit points are awarded in WSPS 3-Person Team events only if minimum participation criteria are met: To award 1st place credit points, 10-14 teams must participate; to award 1st and 2nd place awards, 15-19 teams must participate; to award 1st, 2nd and 3rd place credit points 20 or more teams must participate.

d) **Non-Olympic and Non-Paralympic Events.** DISB credit points are not awarded for events that are not on the current programs of the Olympic and Paralympic Games.

e) **Olympic or Paralympic Participation Quotas.** An athlete who earns an Olympic Games Quota Place or a Paralympic Games Quota earns 10 additional credit points.

f) **World Records.** Athletes who establish New or Equal World Records will receive additional credit points as follows:

- New World Record in an ISSF Olympic or WSPS individual or mixed team Final: 20 points.
- New World Record Junior in an ISSF Olympic or WSPS Paralympic individual or mixed team Final: 10 points.
- Equal World Record in an ISSF Olympic or WSPS individual or mixed team Final: 10 points.
- Equal World Record Junior in an ISSF Olympic or WSPS individual or mixed team Final: 5 points

g) Credit points must be earned according to Table 9 in official Championship program events where the regular Olympic, Paralympic or World Championship course of fire is followed; place finishes in grand prix, demonstration, badge, or special events are not counted.

11.5.4 Award of Badge

The CMP, in cooperation with USA Shooting, will review official results from all eligible Championship events where USA athletes can earn DISB credit points and determine the awarding of credit points. The CMP maintains the official record of athletes who earn DISB credit points that count towards Distinguished International Shooter designation. When an athlete who has not previously earned the badge, earns a total of 30 or more points, the CMP will issue the Distinguished

International Shooter Badge to that athlete. The CMP will coordinate the issuance of these badges with USA Shooting.

11.5.5 Retroactive Awarding of the Badge

a) Athletes who would have earned the Distinguished International Shooter Badge prior to 1 January 1962 under the original criteria will be credited with earning it. The original criteria for earning the badge prior to 1 January 1999 was to win an individual or team medal in the Olympic Games (1896-1960), Pan American Games (1951-1959), Pan American Rifle Match (1912-1924), World Shooting Championships (1897-1958) or the World Moving Target Championships (1959-1961).

b) Athletes who have not earned the Distinguished International Shooter Badge who participated in eligible ISSF Championships after 1 January 1962 and prior to 1 January 1999 and who would have won credit points under the new system will be credited with those points.

c) Athletes who participated in the 1912, 1913 or 1924 Pan American Rifle Matches may be credited with earning credit points on the same basis as credit points are awarded for the Shooting Championship of the Americas.

11.5.6 Credit Points for Paralympic Games and WSPS Championships Prior to 2013

Athletes who participate in the Paralympic Games and WSPS Championships became eligible to earn the Distinguished International Shooter Badge in accordance with these regulations in 2013. Credit points earned in those Championships are listed in Table 9. Credit points earned in prior Championships may be awarded as follows:

a) Paralympic Games Results from 1992 and earlier Games will be evaluated by applying Rule 11.5.2 and Table 7 criteria on a case-by-case basis.

b) Results from WSPS World and Regional Championships and World Cups from 2012 and earlier will be evaluated by applying Rule 11.5.2 and Table 9 criteria on a case-by-case basis.

CMP PROTEST FORM

Match sponsors may copy this form to make it available to any competitor or team official who wishes to file a written protest

Name of person filing protest:

Phone No.
Email:

What action or decision are you protesting?

What is the reason for your protest?

What rule or rules are applicable?

This protest will be decided by a Jury appointed by the Match Director. Jury decisions may be appealed to the CMP

COMPLAINT AND PROTEST PROCEDURES
CMP AIR RIFLE & AIR PISTOL COMPETITIONS

PROCEDURAL STEPS	Reason for Complaint or Protest	Time Limit	Rule	Hearing and Decision By:	Fee
COMPLAINT	Disagreement with competition conditions or a Match Official's decision	None	9.4.1	Any Match Official	None
VERBAL PROTEST	Complaint was not resolved.	30 minutes after incident	9.4.2	2 Match Officials	None
WRITTEN PROTEST For NM protests, see below	Competitor was not satisfied with Match Officials' decision; protest must be submitted in writing (if possible, use the Protest Form).	30 minutes after Match Officials' decision	9.4.3 and 9.5	3-person Jury appointed by Match Director At National Matches, the NM Protest Committee makes a final decision, which is not subject to appeal.	$20.00
APPEAL TO CMP	The Competitor or Match Officials may appeal a Jury decision to a CMP Protest Committee, except that a NM Protest Committee decision is not subject to appeal.	72 hours after Jury decision	9.6	CMP Protest Committee: decisions are not subject to appeal.	None

Match Officials who may decide protests are the Match Director, Range Officers, Statistical Officers and, if EST are used, also the Technical Officer (Rule 4.0).

CMP SCORE CHALLENGE PROCEDURES

Rule 8.1.9: The purpose of scoring challenges is to correct errors, not to rescore shots that have already been scored with an approved means of scoring (Rule 8.1.2).

SCORING METHOD	Scoring is done by:	Challenge Rule	Challenges allowed for:	Challenge decision by:	Challenge Fee
Manual Scoring	Official Scorers appointed by Statistical Officer (may be competitors, volunteers or SOs.	8.1.9	Competitor may challenge value of a shot or number of shots that were not decided by using a gauge or template.	**Chief Statistical Officer** (Rules 4.3).	>$3.00, must be returned if challenge is upheld
VIS Scoring	Orion Scoring System	8.4.5	Competitor may protest that shot hole was not correctly identified.	**Statistical Officer** must decide if there was an "obvious error."	
Electronic Target	EST target and computer system	8.3.3	• Shot does not register (missing shot) • Erroneous scoring (tape/belt not advancing) • Protested Shot value • Unexpected zero	**Technical and Statistical Officers** must decide if target score (or no score) indication was correct.	

INDEX

ACHIEVEMENT PINS 51
AGE GROUPS 5
AMMUNITION 19
ALTERNATE RIFLE JACKET 16
APPEALS OF PROTEST DECISIONS 46
APPLICATION OF RULES 1
BACKING TARGETS 24
BIPOD 20
BLINDERS 20
BREAKING TIES 44
CALL TO THE FIRING LINE 3
CATEGORIES FOR COMPETITORS 5
CHANGING TARGETS 24
CHIEF RANGE OFFICER, RANGE OFFICERS 10
CLASSIFICATIONS 6
CLOTHING ACCESSORIES 14
CLOTHING, TRAINING AND UNDERGARMENTS 17
COACHING 30
COMMUNICATIONS SYSTEMS 20
COMPETITION EVENTS 26
COMPETITOR ID BADGES 21
COMPLETION OF FIRING 4
CONTROL SHEETS 24
CROSSFIRES 37
DISCLAIMED SHOT 37
DISTANCE 25
DISTINGUISHED INTERNATIONAL SHOOTER BADGE 58
DISTINGUISHED MARKSMAN AUTHORIZATION 8
DISTINGUISHED MARKSMAN BADGE 57
DISTINGUISHED SMALLBORE RIFLE BADGE 54
EAR PROTECTION 4
EIC CREDIT POINTS 55
EIC MATCH RESULTS 55
EIC MINIMUM CREDIT SCORES 56
ELECTRONIC SCORING 41
ELECTRONIC TARGET MONITORS 25
ENTRIES 31
EQUIPMENT 19
EYE PROTECTION 4
FINALS 28,46
FIRING LINE AND FIRING POINT 25
FIRING POINT ASSIGNMENTS 31
GLOVE 18
GOING DOWNRANGE 4
GROUNDING RIFLES 3
HANDLING RIFLES 3
HEAD BLINDER 20
HEADGEAR 20
INTENT AND SPIRIT OF RULES 1
INTERNAL CROSSFIRES 36
INTERRUPTIONS 37
IRON-ANY TEAM EVENTS 30
IRREGULAR SHOTS 40
JURY 11
KNEELING POSITION 21

KNEELING HEEL PAD 19
KNEELING ROLL 19
LATE ARRIVALS 38
LEAVING THE FIRING LINE 35
LIMITED EIC MATCH ELIGIBILITY 55
LOADING DURING FINALS 47
MALFUNCTIONS 38
MALFUNCTIONS IN FINALS 48
MATCH DIRECTOR 10
MATCH DIRECTOR'S BULLETIN 31
MATCH PROGRAM 31
MEDICAL CONDITIONS OR IMPAIRMENTS 8
METALLIC SIGHTS 12
MISPLACED SIGHTING SHOT 36
MISSES 40
NATIONAL RECORDS 52
OFFICIAL BULLETIN BOARD 26
OPTICAL SIGHTS 12
PENALTIES 38
PREPARATION 32
PRONE AGGREGATES 29
PRONE EVENTS 28
PRONE POSITION 22
PROTESTS AT NATIONAL MATCHES 46
PROTESTS DURING FINALS 48
PROTESTS OF VISUAL IMAGE ELECTRONIC SCORES 43
PROTESTS OR COMPLAINTS REGARDING ELECTRONIC TARGET SCORES 42
RANGE INCIDENT FORMS 31
RANGE OFFICERS 10
RANGE SPECIFICATIONS 25
REAR SIGHT BLINDER 20
RECORD FIRE SHOTS 32
RECORD FIRE STAGES 33
RECORD TARGETS 24
REMOVING EQUIPMENT 35
REMOVING RIFLES FROM THE FIRING LINE 4
RESULTS LISTS 45
RIFLE SIGHTS 12
RIFLES 12
RULE VIOLATIONS 38
RULES CONFLICTS 31
SAFETY 3
SAFETY EMERGENCY 4
SAFETY ENFORCEMENT 4
SAFETY FLAGS 3
SAFETY VIOLATIONS 38
SANCTIONED COMPETITIONS 1
SCORE CHALLENGES & FEE 40,63
SCORE POSTING 40
SCORERS 11
SCORING FINAL ROUND TARGETS 47
SCORING GAUGE OR TEMPLATE 41
SCORING PRINCIPLES 39
SCORING TARGETS 39
SCORING PAPER TARGETS 40
SCORING PROTESTS DURING FINALS 48
SCORING RINGS ON VIS TARGETS 43

SHOES 17
SHOOTING JACKET 14
SHOOTING KIT 19
SHOOTING MAT 20
SHOOTING POSITIONS 21
SHOOTING STAND 19
SHOOTING TROUSERS 15
SHOT VALUES 39
SHOTS NOT FIRED 36
SIGHTING SHOTS 31
SIGHTING STAGE FOR FINALS 49
SIGHTING TARGETS 24
SIGHTS 12
SLING 18
SOUND PRODUCING SYSTEMS 20
SPECIAL EQUIPMENT 14
SPORTS PRESENTATION AND MUSIC DURING FINALS 29
SPOTTING SCOPE 19
SQUADDING, FIRING POINT ASSIGNMENTS 31
STANDARDS FOR ESTABLISHING RECORDS 52
STANDING POSITION 22
START 4
STATISTICAL OFFICER 10
STOP 4
TARGET CHANGES 32
TARGET HEIGHTS 25
TARGET LABELING 32
TARGET MALFUNCTIONS 49
TARGET NUMBERING AND LOCATION 25
TARGETS 23
TEAM CATEGORIES 6
TEAM COACH 29
TEAM COMPOSITION 6
TEAM ELIGIBILITY 6
TEAM EVENTS 29
TEAM GEOGRAPHIC PROXIMITY 6
TEAMS 6
TECHNICAL OFFICER 11
THREE-POSITION EVENTS 26
TIE BREAKING 43
TIME LIMITS 26
TIME LIMITS FOR FINALS 51
TIME WARNING, 30 SEC WARNING DURING FINALS SIGHTERS 49
TOO MANY SHOTS IN A STAGE OR POSITION 36
UNSPORTSMANLIKE CONDUCT 39
VISUAL IMAGE SCORING SYSTEMS 43
WIND FLAGS 25
WIND INDICATORS 21

NOTES:

NOTES:

Cost: $4.95
To obtain additional copies of these Rules, contact:

Civilian Marksmanship Program
Camp Perry, P. O. Box 576
Port Clinton, Ohio 43452
Email Competitions@TheCMP.org
Tel. 419-635-2141



These Rules may be viewed or downloaded from the CMP web site at http://thecmp.org/rulebooks/.