

# COMPETITION MODE

## ~ Individual Matches ~

Monitors will be controlled from center line.

**Competitors Responsibility:**

- Select proper caliber (if not listed, select the closest caliber).



**WELCOME  
SCREEN**

**MENU  
BUTTON**

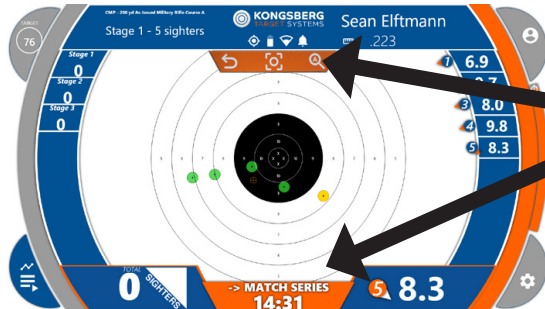
**SELECT  
RULER**

**SELECT  
CALIBER**

**Competitors Responsibility:**

- Enable Record Shots

**Please Note:** This does not effect the accuracy of the target, this is just a gauging setting for visual aspect.

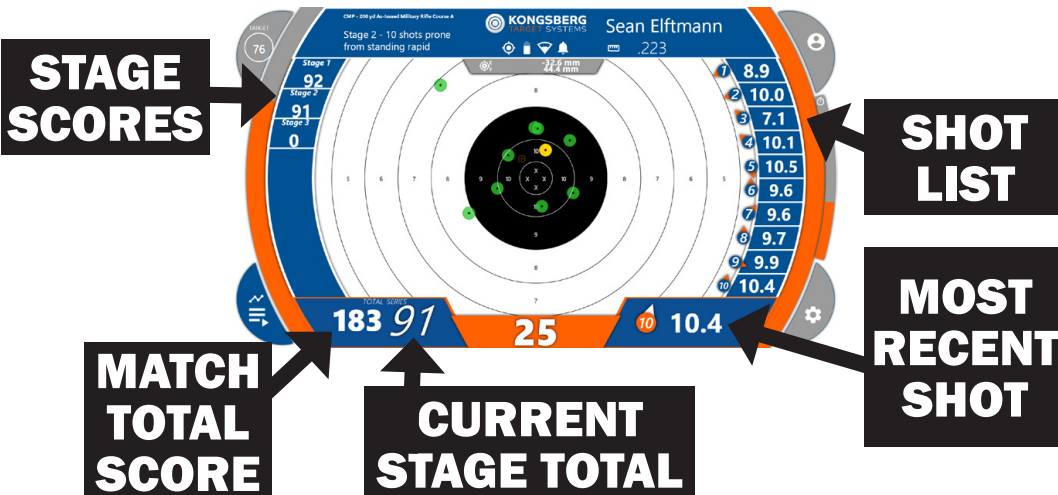


**ZOOM  
OPTIONS**

**ENABLE  
RECORD  
SHOTS**

Tap on screen  
A = Automatic zoom mode  
Tap to change  
M = Manual zoom mode

To switch from sighter shots to record shots, simply press the orange button that has the time and says MATCH SERIES.



**STAGE  
SCORES**

**SHOT  
LIST**

**MATCH  
TOTAL  
SCORE**

**CURRENT  
STAGE  
TOTAL**

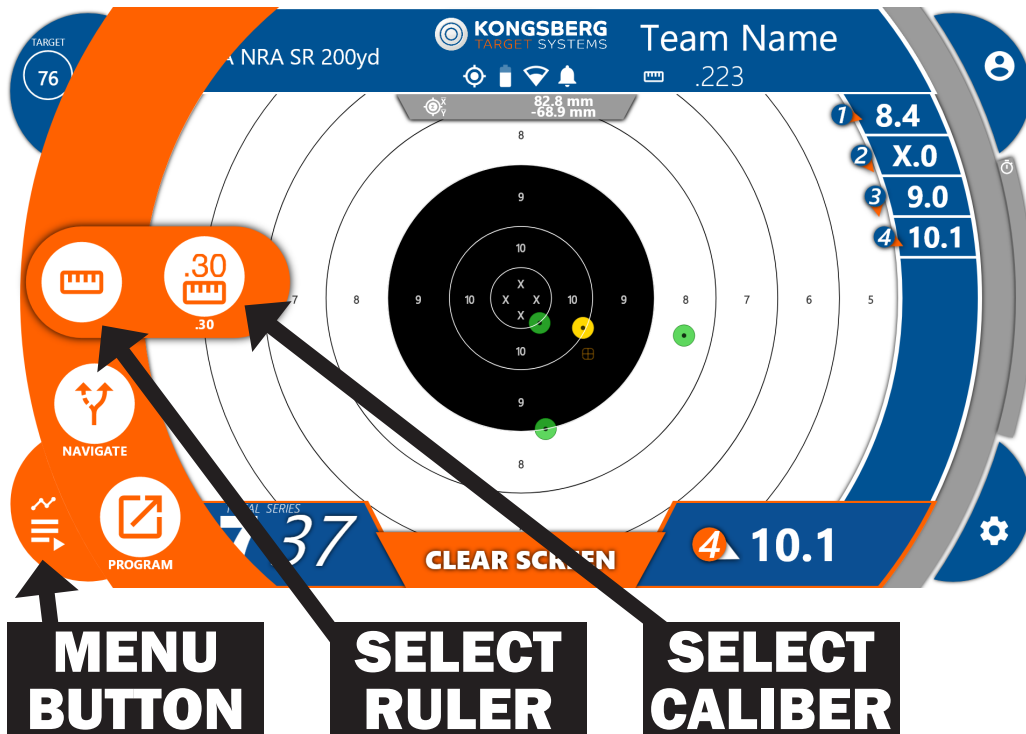
**MOST  
RECENT  
SHOT**

# TRAINING MODE

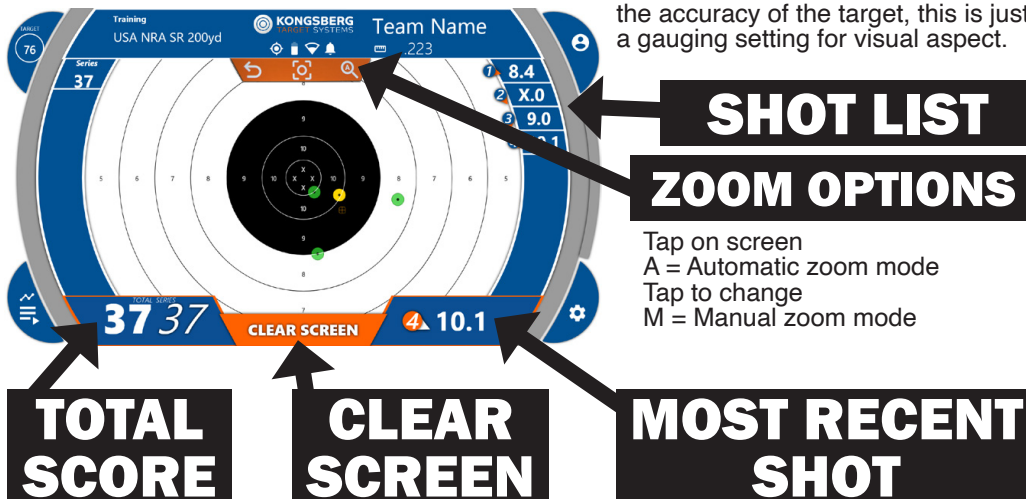
## ~ Team Matches ~

### Competitors Responsibility:

- **Select proper caliber** (if not listed, select the closest caliber).
- **Clear screen when you want** (preferably after sighters and each stage).



**Please Note:** This does not effect the accuracy of the target, this is just a gauging setting for visual aspect.



**Please Note:** There are two totals because the second number is used for another feature in competition mode.