

CMP PISTOL COMPETITION RULES

26th Edition—2023

These Rules govern CMP sponsored and sanctioned Pistol Matches in the National Matches, National Trophy Matches, Excellence-In-Competition (EIC) Matches, and other CMP-sanctioned competitions.



© 2023, Civilian Marksmanship Program
Effective date 1 January 2023

This edition supersedes the 25th 2022 Edition
of the **CMP Pistol Competition Rules** and
will remain in effect through the 2023 competition year.

About the CMP and CPRPFS

A 1996 Act of Congress created the Corporation for the Promotion of Rifle Practice and Firearms Safety, Inc. (CPRPFS) to conduct the civilian marksmanship program that was formerly administered by the U.S. Army's Office of the Director of Civilian Marksmanship (ODCM). The CPRPFS is a federally chartered, tax-exempt, not-for-profit 501 (c) (3) corporation that derives its mission from Title 36 USC, §40701-40733.

The CPRPFS, better known as the Civilian Marksmanship Program or CMP, promotes marksmanship through firearms training, safety, competitions, and youth programs. The CMP delivers its programs through affiliated shooting clubs and associations, through CMP-trained and certified Master Instructors and through cooperative agreements with national shooting sports and youth-serving organizations.

Federal legislation enacted in 1903 by the U.S. Congress and President Theodore Roosevelt created the National Board for the Promotion of Rifle Practice to foster improved marksmanship among military personnel and civilians. The original CMP purpose was to engage Soldiers and U.S. citizens in rifle marksmanship practice and competition so they would be skilled marksmen if later called to serve in combat. This government supported marksmanship program became known as the "civilian marksmanship program."

The National Matches, Excellence-In-Competition Matches and other competition programs have been important components of the CMP legacy since the early 1900s. The CMP promotes these competitions as vital ways to test and celebrate the marksmanship skills of U.S. citizens. They also are an established means of fostering the development of shooting sports leaders who can instruct youth in target shooting and promote marksmanship activities among U.S. citizens.

Introduction to *CMP Competition Rules*

This 2023 26th Edition of the ***CMP Pistol Competition Rules*** governs CMP National Trophy Matches, Excellence-In-Competition (EIC) Matches and other CMP-sanctioned competitions for Service Pistols, .22 Rimfire Pistols, Service Revolvers, and Match Pistols. These rules remain in effect from the date they are issued until they are replaced by the next edition of the rules. If a rules emergency should arise, the CMP Rules Committee has the authority to issue rules updates. If rules updates are issued, the official current version of any CMP Competition Rulebook is the version that is posted on the CMP website at <http://thecmp.org/competitions/cmp-competitions-rulebooks/>.

Authority. The CMP governs and sanctions rifle and pistol competition events in accordance with the authority granted to it through Title 36, UCS, § 40701-40733. The authority “to conduct competitions in the use of firearms and to award trophies, prizes, badges, and other insignia to competitors” is one of the statutory “functions” of the Corporation for the Promotion of Rifle Practice and Firearm Safety (CPRPFS, the legal name for the CMP). Authority to conduct the National Matches is given in §40725.

History of CMP Rules. The first ***CMP Competition Rules*** were revisions of Army Regulation 920-30 that governed the National Trophy Matches prior to the creation of the CPRPFS in 1996. This is the 26th edition of the ***CMP Pistol Competition Rules***. Substantive rule changes that were made to the 25th edition are underlined in this edition and shown in red type.

CMP as National Governing Body. The CMP is the U.S. national governing body for Service Rifle, Service Pistol, 22 Rimfire Pistol, Service Revolver, As-Issued Military Rifle (Garand, Springfield, Vintage Military Rifle, M1 Carbine, Vintage Sniper Rifle Team Match), As-Issued Pistol (M9, M1911, M&P Service Pistol) and Rimfire Sporter Rifle competitions. The CMP also acts as a governing authority for Match Pistol, Long Range Rifle, Smallbore Rifle, Air Rifle, Air Pistol, and Action Pistol competitions that are conducted or sanctioned by the CMP. It fulfills this responsibility by establishing rules, sanctioning competitions, and promoting participation in these disciplines.

CMP Competition Rulebooks. In order to fulfill its responsibilities as a competition governing body (see above), the CMP approves and publishes the following rulebooks:

- ***CMP Highpower Rifle Competition Rules.*** Governs Service Rifle (National Trophy and CMP Cup), Mid-Range and Long-Range Highpower Rifle Matches.

- ***CMP Pistol Competition Rules.*** Governs Service Pistol, 22 Rimfire Pistol, Match Pistol, and Service Revolver Matches.
- ***CMP Games Rifle and Pistol Competition Rules.*** Governs As-Issued Military Rifle, Vintage Sniper Rifle Team, As-Issued Pistol, and Rimfire Sporter Rifle events.
- ***CMP Smallbore Rifle Competition Rules.*** Governs CMP Smallbore Rifle Matches.
- ***National Standard Three-Position Air Rifle Rules.*** Governs Three-Position Air Rifle shooting for sporter and precision class competitions for school age juniors; these Rules are established by the National Three-Position Air Rifle Council and published by the CMP.
- ***CMP Air Rifle and Air Pistol Competition Rules.*** Governs CMP-sponsored or sanctioned Air Rifle and Air Pistol Matches.
- ***CMP Action Pistol Competition Rules.*** Governs CMP-sponsored or sanctioned Action Pistol Matches.

The CMP Board of Directors and its Rules Committee have the sole authority to establish and amend these Rules.

Applicability. *CMP Competition Rules* govern the National Trophy Rifle and Pistol Matches, CMP-sanctioned EIC matches and all other CMP-sponsored or sanctioned Rifle and Pistol Matches. **No match program, match director or other match official has the authority to contravene these rules except as explicitly authorized in these rules.**

Rule Interpretations. To obtain a clarification or interpretation of any CMP rule, contact CMP Competitions, 419-635-2141, ext. 714 or 729 or competitions@thecmp.org, to request a CMP ruling or interpretation. The CMP staff has the authority to interpret rules that are not clear, but they may not modify rules. The Rules Committee of the CPRPFS Board of Directors has the sole authority to modify *CMP Competition Rules*.

CMP Competitions Website. The CMP website at <http://www.TheCMP.org> has information pages for all CMP competition programs as well as links to the latest rulebooks, match programs and program announcements for CMP competitions. From the CMP home page, click on “COMPETE” and then select the item(s) you want.

CMP Competition Tracker. The CMP has pioneered in using the internet to administer competitions and rapidly post match results for competitors and the public. CMP Competition Tracker is a computer software system that tracks competitors and competitions and provides for the posting of competition

results online. Any competitor, Match Official, or interested person can view upcoming match announcements and match results on the Competition Tracker website. On the CMP home page, click on “Competition Tracker” or visit <http://ct.thecmp.org>. Then click on “Competitions” or “Match Results” and select the type of competition or other activity that interests you. This site also displays a comprehensive list of “Distinguished Shooters.” Competitors can also use Competition Tracker to enter CMP sponsored matches on-line.

Where to Obtain Rulebooks. *CMP Competition Rules* are posted on the CMP web site at <http://thecmp.org/competitions/cmp-competitions-rulebooks/> and may be downloaded from there without cost. Printed copies of the rules are available at a cost of \$9.95 each. Contact:

CMP Competitions Department

P.O. Box 576

Port Clinton, Ohio 43452

Phone: 419-635-2141, ext. 714 or 729

Email: competitions@thecmp.org

Please direct questions about CMP Pistol Rules or rule recommendations to the CMP Competitions Department at

jhenderson@thecmp.org

or (419) 635-2141, ext. 729

CMP MISSION:

***Promote marksmanship through
firearms training, safety,
competitions and youth programs.***



CMP VISION:

***To lead the nation in marksmanship
excellence providing safe, high
quality and innovative programs with
a focus on youth.***

Table of Contents	Page
Rule 1.0 CMP Competitions and Competition Events	1
Rule 2.0 Competitor Eligibility.....	5
Rule 3.0 Competition Rules and Procedures	13
Rule 4.0 Pistols, Ammunition, Equipment and Targets	35
Rule 5.0 Pistol Competition Event Regulations	42
Rule 6.0 Electronic Target Scoring Rules.....	49
Rule 7.0 The National Matches	56
Rule 8.0 Excellence-in-Competition Matches.....	62
Rule 9.0 Distinguished Badge Program	65
Rule 10.0 National Records.....	72

List of Tables

Table 1 CMP Recognized Pistol Events.....	3-4
Table 2 CMP Pistol Achievement Award Cut Scores	32
Table 3 President’s Pistol Match	44
Table 4 Pistol National Match Course	45
Table 5 CMP .22 Rimfire Pistol Match Course	46
Table 6 CMP Centerfire Pistol Match Course.....	46
Table 7 CMP .45 Caliber Pistol Match Course	47
Table 8 CMP Service Pistol Match Course	47
Table 9 Pistol EIC Matches	64
Table 10 CMP Distinguished Badge Programs	65
Table 11 EIC Credit Point Table	70
Table 12 Pistol National Record Events and Categories.....	73

Annexes

Annex A Pistol Firing Procedures and Commands.....	76
Index	87

1.0 CMP Competitions and Competition Events

1.1 CMP Competition Program

*The Civilian Marksmanship Program (CMP) offers a comprehensive program of rifle and pistol competitions that are governed by **CMP Competition Rules**. CMP shooting sports disciplines are Highpower Rifle, CMP Games Rifle, CMP Pistol, CMP Smallbore Rifle, CMP Air Rifle and Air Pistol, and [CMP Action Pistol](#). The CMP competition program offers competitions at five levels: 1) Club competitions or championships, 2) State Championships, 3) CMP Competition Games, 4) CMP National Ranges Matches and 5) the National Matches.*

1.2 Open Participation Without Discrimination

The CMP is a national shooting sports organization chartered by federal law (Title 36 USC, §40701-40733) and dedicated to promoting gun safety, marksmanship training and marksmanship competitions. CMP competitions are open to all competitors who comply with the requirements of federal law (see Rules 2.1, 2.2 and 2.3) regardless of their race, sex, age, sexual orientation, or disability.

1.3 CMP Sponsored Competitions

CMP Sponsored Competitions are planned, organized, and conducted by the CMP Program Staff in accordance with policies and budgets approved by the CMP Board of Directors. CMP Sponsored Competitions are:

1.3.1 The National Matches

The National Matches are conducted annually at Camp Perry, Ohio in accordance with Title 36, U. S. Code, § 40725-40727. See Rule 7.0 for regulations governing National Matches competitions. National Matches events include Rifle and Pistol National Trophy Matches, CMP National Championships and National CMP Games events.

1.3.2 CMP National Ranges Matches

CMP National Ranges Matches are conducted by CMP staff at shooting facilities owned and managed by the CMP. CMP National Ranges are equipped with electronic scoring targets. The current CMP National Ranges are the Talladega Marksmanship Park (an outdoor range complex) near Talladega, Alabama; the Gary Anderson CMP Competition Center (a 10m air gun complex) at Camp Perry, Ohio, and the Judy Legerski CMP Competition Center (a 10m air gun complex) at Anniston, Alabama.

1.3.3 CMP Competition Games

CMP Competition Games offer major competitions in CMP-recognized rifle and pistol events. The CMP staff organizes and conducts these competitions by developing cooperative agreements with the ranges or installations selected to host them. The selection of CMP Competition Games hosts is decided by the

CMP Board of Directors after considering a potential host's location, range facilities and ability to host competitions with large numbers of competitors.

1.4 CMP Sanctioned Competitions

The CMP sanctions affiliated organizations to sponsor Excellence-In-Competition, State Championship and club rifle and pistol matches with competitions in CMP-recognized rifle and pistol events. CMP sanctioned and supervised competitions are:

1.4.1 Excellence-In-Competition Matches

Excellence-In-Competition (EIC) Matches are rifle and pistol competitions where civilian and military competitors can earn EIC credit points that count towards the awarding of Distinguished Badges through Distinguished Badge Programs administered by the CMP (Rule 9.0). EIC Matches include National Trophy Matches that take place during The National Matches, EIC Matches conducted or sanctioned by the CMP and EIC Matches conducted by the Armed Services.

1.4.2 Special EIC Matches

Special EIC Matches are CMP-sponsored limited eligibility events where Non-Distinguished civilian and military competitors who have not previously earned any EIC credit points in that category (Service Rifle or Service Pistol) are eligible to receive EIC credit points. The top 10 percent of eligible competitors in these matches receive EIC credit points in accordance with applicable rules for the awarding of Distinguished Badges. Distinguished competitors or competitors who have previously earned Service Rifle EIC credit points may also fire in these matches in the Open Individual Category (OIC, Rule 2.10). Special EIC Matches governed by CMP Rules are 1) the M16 Rifle EIC Match (Rule G5.5.2) and 2) the CMP Special EIC Pistol Match (CMP Games Competition Rules G7.5.1).

1.4.3 State Championships

The CMP sanctions CMP-affiliated State Associations or designated clubs to organize State Championships for CMP-recognized disciplines or events.

- a) The CMP will sanction one state championship (multiple site state championships are permitted) for each CMP discipline or CMP-recognized event per year in each state;
- b) State Championships must include one or more CMP-recognized events in their program; events included in a State Championship are selected by the match sponsor and approved by the CMP;
- c) CMP-affiliated State Associations may conduct state championships, or they may designate a CMP-affiliated club to conduct the championships;

- d) State Associations or clubs designated by a State Association must submit a state championship sanctioning application not later than 1 January of the year of the championship. If a State Association does not confirm its intent to organize a state championship by applying prior to that date, the CMP will allow other CMP-affiliated clubs in the state to apply directly to the CMP to host any state championship, provided that only one state championship in that discipline may be sanctioned for that state in any one year;
- e) State associations may provide awards for State Championships; and
- f) The CMP will provide State Champion Medallions to the winner of all State Pistol Championships that use the 1000-point National Service Pistol Aggregate (Rule 5.3.1), the 1400-point CMP Pistol Aggregate (Rule 5.3.2) or the Match Pistol Three-Gun (2700) Aggregate (Rule 5.3.3).

1.4.4 Club Matches

CMP-affiliated clubs may conduct CMP-sanctioned matches that offer competitions in one or more CMP-recognized events. Any CMP-recognized event may be included on the program of a sanctioned Club Match.

1.5 CMP-Recognized Pistol Events

All Pistol competitions conducted or sanctioned by the CMP must offer competition in CMP recognized events. CMP recognized Pistol events are conducted, in accordance with these Rules, either as **National Trophy/EIC Pistol Events** where competitors must fire Service Pistols, 22 Rimfire Pistols with metallic sights, Service Revolvers with metallic sights, or as **CMP Match Pistol Events** where competitors may fire .22 Rimfire, Centerfire or .45 Caliber Pistols with any or metallic sights. CMP-Recognized Pistol Events are listed in Table 1 below.

TABLE 1 – CMP RECOGNIZED PISTOL EVENTS		
Individual and Team Events	Course of Fire	Event Rules
<i>President’s Pistol Course</i>	<i>40 shots, Table 4</i>	<i>Rule 5.2.1</i>
<i>National Match Course</i>	<i>30 shots, Table 5</i>	<i>Rule 5.2.2</i>
<i>.22 Rimfire Pistol Match Course</i>	<i>90 shots, 3 x 20 shots + 30-shot NMC, Table 6</i>	<i>Rule 5.2.3</i>
<i>Centerfire Pistol Match Course</i>	<i>90 shots, 3 x 20 shots + 30-shot NMC, Table 7</i>	<i>Rule 5.2.4</i>

TABLE 1 – CMP RECOGNIZED PISTOL EVENTS

Individual and Team Events	Course of Fire	Event Rules
<i>.45 Caliber Pistol Match Course</i>	<i>90 shots, 3 x 20 shots + 30 shot NMC, Table 8</i>	<i>Rule 5.2.5</i>
<i>Service Pistol Match Course</i>	<i>90 shots, 3 x 20 shots + 30 shot NMC, Table 9</i>	<i>Rule 5.2.6</i>
<i>National Service Pistol Aggregate</i>	<i>100 shots, 40 + 30 + 30 shots</i>	<i>Rule 5.3.1</i>
<i>CMP Pistol Aggregate</i>	<i>140 shots, 40 + 30 Service Pistol and 40 + 30 .22 Rimfire Pistol</i>	<i>Rule 5.3.2</i>
<i>CMP Match Pistol Three-Gun Aggregate</i>	<i>270 shots, .22 Rimfire Pistol Match + Centerfire Pistol Match + .45 Caliber Pistol Match</i>	<i>Rule 5.3.3</i>
<i>Alternate CMP Pistol 2700 Aggregate</i>	<i>2700 shots, .22 Rimfire Pistol only or a 3-gun aggregate with a 90 shot Service Pistol aggregate</i>	<i>Rule 5.3.4</i>
<i>Pistol Team Events</i>	<i>Two and four-person team events using any Pistol course of fire.</i>	<i>Rule 5.4</i>

1.6 Procedures for CMP Match Sanctioning

All CMP-sanctioned competitions conducted by CMP-affiliated organizations must comply with the following standards:

1.6.1 CMP Sanctioned Match Authorization

CMP-affiliated state associations, clubs or organizations that want to conduct CMP-sanctioned matches in the United States, U.S. territories or at U.S. military installations in other countries must apply to the CMP for approval. Applications to sanction CMP EIC, State Championship and Club matches may be downloaded from the CMP Competitions webpage at <http://thecmp.org/competitions/>. The CMP must approve all CMP-sanctioned matches prior to the date of the competition.

1.6.2 Entry Fees

A sanctioning fee of \$20.00 must accompany each application to conduct a CMP sanctioned match. There are no individual or other fees for CMP sanctioned matches. There are no individual membership requirements to

participate in CMP-sanctioned matches. The local sponsor may charge individual entry fees sufficient to cover expenses necessary to conduct the match.

1.6.3 Sanctioned Match Requirements

All CMP-sanctioned competitions must comply with these requirements:

- a) Use the appropriate current edition of the ***CMP Competition Rules*** to govern the competition.
- b) Ensure that all competitors and participants comply with applicable CMP eligibility requirements (Rule 2.0).
- c) Provide sufficient qualified Match Officials to ensure that the requirements of these rules are properly enforced. Failure to effectively enforce Range Safety Procedures in Rule 3.6 may be grounds for not accepting scores fired in a competition for classification purposes or the awarding of EIC credit points or other CMP awards.
- d) The match program must include a course or courses of fire prescribed and conducted according to ***CMP Competition Rules***.

1.6.4 Sanctioned Match Information and Promotion

Information regarding the location, dates and contact information for all CMP-sanctioned matches is posted on the CMP web site as soon as a match sanctioning application is approved.

1.6.5 CMP-Sanctioned Match Reporting

CMP-sanctioned match sponsors must submit a CMP Sanctioned Match Report and the individual scorecards for all competitors to the CMP within ten days following the match.

2.0 Competitor Eligibility

2.1 General Eligibility

All CMP-sponsored or CMP-sanctioned matches are open to any individual or team that complies with these eligibility requirements. U.S. citizenship is not required to participate. Individual membership in the CMP or a sponsoring organization is not required to participate. No person who has been convicted of a Federal or State felony or any violation of Section 922 of Title 18, U.S. Code, is eligible to participate in any activity sponsored or sanctioned by the CMP.

2.2 Eligibility Affidavit Required

Before an individual is permitted to participate in any CMP-sponsored or CMP-sanctioned competition, the sponsoring club or the CMP Competitions Department shall have on file a notarized affidavit from that individual certifying that they:

- a) Have not been convicted of any Federal or State felony or violation of Section 922 of Title 18 United States Code, and
- b) Are not a member of any organization that advocates the violent overthrow of the United States Government.

2.3 Waiver and Liability Agreement Required

Before an individual is permitted to participate as a competitor, coach, team official or Match Official in any CMP sanctioned competition (the participant), the sponsoring club or the CMP Competitions Department must have on file a signed waiver and liability agreement stating that the participant:

- a) Is bound by the current appropriate edition of the **CMP Competition Rules**;
- b) Shall waive any claim against the CPRPFS, Inc. and any other organization sponsoring or supporting the match for any personal injury, loss or damage suffered in connection with the sanctioned competition;
- c) Shall indemnify and hold harmless the CMP and any organization sponsoring or supporting the sanctioned competition from any claim of a third party arising from any negligent or wrongful conduct; and
- d) Agrees that photographs of the participant taken during the event and the participant's name, hometown, team or club and competition results may be published or reproduced by the CMP in any of its printed or electronic communications.

2.4 Age Limits

Anyone who participates in a CMP-sponsored or sanctioned pistol event must be capable of safely handling a pistol that is legal for the event and of safely completing the event course of fire. The following age limits are established to ensure that participants in CMP-sponsored or sanctioned competitions are capable of fulfilling that responsibility.

2.4.1 CMP Pistol Matches

CMP Pistol Matches are open to competitors 14 years of age or older. 22 Rimfire Pistol EIC Matches are open to competitors 12 years of age or older.

2.4.2 Pistol Small Arms Firing School

The Pistol SAFS is open to civilian, and service members 14 years of age or older. The age limit is 12 years of age if .22 Rimfire Pistols are used in the school.

2.4.3 Other Sanctioned Matches

Other CMP-sanctioned matches (Rule 1.0) may use the age restrictions identified in this section. Sponsoring clubs may also have their own age restrictions.

2.4.4 Age Restriction Waivers

The CMP or sanctioned match sponsors may waive the age requirement when evidence is presented that confirms how an underage applicant has demonstrated the ability to safely complete the course of fire for that event by completing an appropriate training course with actual range firing or by having safely competed in other similar shooting competitions.

2.5 Competitors with Medical Conditions or Impairments

Competitors with medical or physical impairments, whether temporary or permanent, who can safely complete CMP-recognized courses of fire, are eligible to compete in CMP sponsored or sanctioned competitions in accordance with this Rule (2.5) if they have a written Special Authorization issued by the CMP Competitions Department.

2.5.1 Applications for Special Authorizations

Competitors with medical or physical conditions or impairments that require adaptive positions or devices in order for them to participate in CMP competitions must apply to the CMP for a Special Authorization. Competitors with Special Authorizations are permitted to use necessary aids such as wheel chairs, tables or support stands while firing in adaptive firing positions and specific deviations from the requirements of these Rules. The regulations of World Shooting Para Sport (WSPS) should be used as guidelines for selecting adaptive positions and devices that allow the competitor to complete a CMP course of fire (<https://www.paralympic.org/shooting/rules-and-regulations/technical-rules>). To obtain a special authorization, the competitor must apply to CMP Competitions (acantu@thecmp.org, 419-635-2141, ext. 602) identifying the competition events, the adaptive positions or devices that will be used and whether any deviations from other provisions of these Rules are required.

2.5.2 CMP Special Authorizations

The CMP issues two types of Special Authorizations that permit competitors with medical or physical impairments to compete in CMP sponsored or sanctioned competitions while using adaptive positions and devices.

- a) **General Authorization.** Any competitor with a medical or physical impairment may be authorized to complete a CMP-recognized event course of fire while using WSPS SH1 or SH2 or similar adaptive positions and devices. Competitors with General Authorizations may compete for CMP Achievement Awards (3.12.3). Match sponsors may permit competitors with General Authorizations to compete for awards or provide special awards for competitors who use modified positions or adaptive devices.

- b) **Distinguished Marksman Authorization.** A Competitor with a permanent disability or limitation who can complete the Service Pistol, .22 Rimfire Pistol or Service Revolver EIC course of fire while using a WSPS SH1 or similar adaptive position (*for example, shooting a pistol with one extended arm while sitting on a stool or in a wheel chair*) may be authorized to compete to earn EIC credit points that count towards the awarding of the Distinguished Marksman Badge (9.1, Table 11) in accordance with Rule 9.4.
- c) **Competitor Responsibilities.** Competitors with Special Authorizations are expected to fulfill all competitor responsibilities including, when required, acting as Scorers or Verifiers. Competitors with Special Authorizations may provide substitute Scorers if necessary.

2.6 Competitor Categories

Competitors may register and participate in one or more of the following categories in accordance with these rules. Competitor categories defined in this rule apply in all National Trophy Match events and in all CMP sponsored or sanctioned matches when any of these categories are listed in the Match Program.

2.6.1 Women

Any female competitor may compete in the Women's category regardless of age or other category or subcategory status, except that Junior Women must also comply with Rule 2.4.

2.6.2 Civilian or Service

Competitors may register and participate in only one of the following categories:

- a) **Civilian.** This category consists of all competitors who are not in the Active Service, Reserve or National Guard categories. Retired Service (Active, Reserve or National Guard), Fleet Marine Corps Reserve are civilians. All Police personnel are civilians; or
- b) **Service.** This category consists of all Service personnel, Active Duty, National Guard or Reserve.

2.6.3 Civilian Sub-Categories

Civilian competitors may also register and participate in one or more of the following subcategories if they meet the eligibility criteria for that sub-category:

- a) **Junior.** Juniors (U21) are civilians who are under the age of 21 on the first day of a competition. Individuals who compete in the Service category may not compete as Juniors. *Note: If a competitor's birthday is on the first day of a competition, they will be a junior for the entire competition.*

- b) **Senior.** Seniors (O60) are competitors whose 60th birthday occurred before the first day of a competition. Individuals who compete in the Service category may not compete as Seniors.
- c) **Grand Senior.** Grand Seniors are competitors whose 70th birthday occurred before the first day of the competition.
- d) **Law Enforcement.** Regular or retired law enforcement officers of a regularly constituted law enforcement agency of a municipal, county, state or federal government may compete in the Law Enforcement Sub-Category. Officers of a regularly organized Reserve or Auxiliary of a regularly constituted law enforcement agency may compete in the Law Enforcement sub-category, provided that while on duty they are required to perform the same law enforcement functions and/or duties as the agency to which they are in reserve and are authorized to be armed by the appointing authority. Full-time police firearms instructors in law enforcement or police academies are eligible to compete in the Law Enforcement sub-category. Military Police or other Service category (Rule 2.6.2 b) above) competitors are not eligible to compete in the Law Enforcement sub-category.

2.6.4 Service Sub-Categories

Service competitors as defined in Rule 2.6.2 b) may also register and participate in one or more of the following sub-categories if they meet the eligibility criteria for that sub-category:

- a) **Active Service.** All service personnel on active duty and any National Guard and Reserve members on extended active duty for 90 days or more who have Active Service Status under Title 10 USC and who are assigned to an Active Service marksmanship program must compete as Active Service. Enrolled undergraduates in the service academies may compete in either the Service or Civilian category according to their active-duty status within their service branch;
- b) **Reserve.** Members of any Reserve branch of the U.S. Armed Forces may compete as Reserve. Members of the Fleet Marine Corps Reserve and Reserve Officers' Training Corps (ROTC) must compete in the Civilian category. Members of the Army or Air Force National Guard shall compete as National Guard;
- c) **National Guard.** This category consists of members of the Army or Air Force National Guard;
- d) **Reserve Component.** Reserve and National Guard competitors may also compete in the Reserve Component sub-category and shall be eligible for awards designated for Reserve Component members; or

- e) **Infantry.** Members of the U. S. Army Active Service, Reserve or National Guard who are assigned to an Infantry unit or who have an Infantry MOS may also compete in the Infantry sub-category and shall be eligible for awards designated for Infantry members.

2.6.5 Team Captains and Firing Members

- a) Team captains and all team firing members must be eligible in the team's category or sub-category, except that any eligible Civilian or Service member may be the team captain of a junior team;
- b) The team captain and team coach may be the same person;
- c) The team captain and/or team coach may be firing members; and
- d) Team firing members may also act as coaches of junior teams when they are not firing.

2.6.6 Team Coaches

Team coaches may represent any category or sub-category.

2.6.7 Substitution of Firing Members

Team captains may substitute another competitor for a designated firing member at any time until the Preparation Period for the first stage of competition begins, provided that the person substituted is eligible to compete in that team's category and is entered in the competition.

2.6.8 Affiliation

Team captains and firing members must have been members of the organization and category or sub-category they represent for at least 30 days before the beginning of the match. This restriction does not apply to team coaches.

2.6.9 Residency

Team captains, team coaches and firing members of State Civilian (Rule 2.7.5), Law Enforcement (Rule 2.7.9), Club Civilian (Rule 2.7.6) or Junior teams must be residents of the state that the team represents or in which the club is located, and they must have lived in that state for at least 30 days before the match. The following exceptions apply:

- a) This rule does not apply to team coaches of state or club junior teams;
- b) Clubs with members from adjoining states who regularly participate in that club's activities may apply to CMP Competitions for an exception to this rule.
- c) Any competitor who resides in a state that does not have a state team may apply to CMP Competitions for authorization to join and compete with the state team of an adjoining state. A state National Trophy pistol team may have no more than one member from an adjoining state. All authorizations

to compete with an adjoining state team are subject to annual review and approval.

2.7 Team Categories

Teams may enter the National Trophy Team Matches or other CMP-sanctioned team events in the categories listed below. Team categories defined in this rule apply in all National Trophy Match events and in all CMP sponsored or sanctioned matches when any of these categories are listed in the Match Program.

2.7.1 Active Service

Active Service Teams may represent each service, Army, Navy, Marine Corps, Air Force, and Coast Guard.

2.7.2 Reserve

Reserve Teams may represent the reserve branch of each service.

2.7.3 National Guard

Teams may represent the National Guard-at-large or state National Guard organizations. National Guard teams may be composed of both Army and Air National Guard personnel.

2.7.4 Reserve Component

Reserve and National Guard teams shall also compete as Reserve Component teams and be eligible for awards designated for Reserve Component teams.

2.7.5 State Civilian

State Civilian Teams must represent a CMP-affiliated state shooting association. Civilian State Association teams may include members who are eligible to compete as Junior, Senior or Police.

2.7.6 Club Civilian

Civilian Teams must represent a CMP-affiliated club. Civilian Club Teams may include members who are eligible to compete as Junior, Senior or Police.

2.7.7 Junior

Junior Teams must represent a CMP-affiliated state association or CMP-affiliated club. Firing members of Junior teams must be eligible to compete as Juniors under Rule 2.6.3 a).

2.7.8 At-Large Junior

Junior teams that do not meet the residency requirements in Rule 2.7.6 may compete as At-Large Junior Teams if the match program permits participation by At-Large Junior Teams.

2.7.9 Law Enforcement

Teams must represent organized federal, state, county, or municipal law enforcement agencies. Law Enforcement team members must be eligible in accordance with Rule 2.6.3.

2.8 New Shooters, National Trophy Team Match

Every team entered in a National Trophy Team Match, except a Junior Team or a Law Enforcement Team, must have one firing member who is a new shooter. Junior, Law Enforcement, State National Guard and Out-of-Competition team members may be granted additional new shooter eligibility in accordance with Rules 2.9 and 2.10. The purpose of the team new shooter requirement is to encourage participating organizations to continually recruit and develop new shooters.

2.8.1 New Shooter Definition

A new shooter is a team firing member who has not previously fired in that particular National Trophy Team Match, in competition (see Rule 2.9.3), except that starting in 2023, Civilian competitors retain new shooter eligibility for two years. Civilian competitors who fired as new shooters in 2022 may fire as new shooters one additional year. Civilian competitors who fired as new shooters prior to 2022, and who have not subsequently fired in that National Trophy Team Match a second or additional time, may fire as new shooters one additional year.

2.8.2 Active Service, Reserve, and National Guard Teams

The new shooter on an Active Service, Reserve or National Guard team may be a shooter who has fired no more than once as a junior on a Civilian Team. A National Guard shooter who has not competed as a new shooter while firing as a Junior on a Civilian Team (Rule 2.8.4) may compete once as a new shooter on a State National Guard Team and once as a new shooter on a team representing the National Guard-at-large.

2.8.3 Junior Members of Junior Teams

Juniors who fire as members of Junior Teams (Rules 2.7.7) shall not lose their eligibility to compete as new shooters on other teams.

2.8.4 Junior Members of Civilian Teams

Juniors who fire as members of State Civilian or Club Civilian Teams shall continue to be eligible to compete as new shooters one additional time, as Juniors or as adults, on either a State Civilian, Club Civilian, Law Enforcement, Active Service, Reserve, National Guard or Reserve Component Team.

2.8.5 Members of Law Enforcement Teams

Law Enforcement officers who fire on Law Enforcement Pistol Teams (2-person teams) shall not lose their eligibility to compete on Law Enforcement teams, but they do lose their eligibility to compete as new shooters on Civilian or Club teams.

2.9 Out-of-Competition Teams (OOC), National Trophy Team Match

Teams that do not comply with eligibility, residency, or new shooter requirements for National Trophy Team Matches, or eligible teams that elect to do so, may enter, and participate in any team event as Out-of-Competition Teams. Their scores will be recorded in the competition results in an Out-of-Competition category. If range capacity is reached in any team event, priority in accepting entries shall be given to eligible teams.

2.9.1 Ineligible for Team Awards

Out-of-Competition Teams are not eligible to win any team awards.

2.9.2 Eligible for Individual Awards

Scores fired by individual members of Out-of-Competition teams are eligible for special National Trophy Match awards that recognize individual shooter's scores in the National Trophy Team Matches.

2.9.3 New Shooter Eligibility

Participation as a firing member of an Out-of-Competition Team does not affect new shooter eligibility under Rule 2.8.

2.10 Open Individual Category (OIC)

Individual competitors that do not comply with all eligibility, equipment or firing position rules (including Rules 4.1 and 5.1.1) for National Trophy, EIC and other CMP-sanctioned matches may compete in an Open Individual Category if the match program provides for such a category. Competitors in this category are not eligible to win National Trophy awards or earn EIC credit points, but match sponsors may provide awards for Open Individual Category competitors. When scores are reported to the CMP, all competitors who fire in this category must be clearly identified.

2.11 Open Category Teams

Open teams and/or Open Junior teams may be included in Match Programs for competitions or events that use Match Pistol Rules. In competitions or events that use National Trophy/EIC Rules, Open Teams are not permitted and teams that do not meet eligibility criteria must compete as Out-of-Competition Teams (Rule 2.9).

3.0 Competition Rules and Procedures

3.1 Applicable Rules

The following rules and official documents govern all rifle and pistol matches conducted, sponsored, or sanctioned by the CMP.

3.1.1 **CMP Competition Rules**

The current edition of these **CMP Competition Rules** governs all National Trophy Pistol Matches, CMP EIC Pistol Matches and CMP-sanctioned Pistol Matches.

3.1.2 **Rule Interpretations**

The CMP may issue rule interpretations for rules in the **CMP Competition Rules** that are unclear or in dispute. CMP rule interpretations may not change, set aside or alter the application of specific rules in the **CMP Competition Rules**.

3.1.3 **Match Program**

All CMP-sponsored or sanctioned competitions should have a written Match Program. The Match Program provides additional information regarding the specific conditions of that particular competition. A Match Program may not change, set aside, or alter any rules in the **CMP Competition Rules**, except as permitted in Rule 3.1.5.

CMP Range Incident Form

Date _____ Time _____

Range _____ Relay _____ Firing Pt. _____

Event _____ Stage _____

Competitor _____ CMP # _____

INCIDENT:

Incident concerns: Scoring Match Operation
 Rule Violation Other _____

RO/TO: _____

Please give completed RIF to the ACRO or ACTO

3.1.4 **Range Incident Forms**

All irregular shots, interruptions or other issues that arise during a competition should be documented on Range Incident Forms (RIF). A Range Incident Form is shown in the illustration. *Note: CMP Competitions will provide pads with these forms on request.*

3.1.5 **Match Director's Bulletin**

A Match Director's Bulletin may be issued to provide additional information regarding competition conditions that were not known when the match program was published. Match Director's Bulletins may not change, set aside, or alter rules in the **CMP Competition Rules**, except that a Match Director's Bulletin may change a date of firing or a course of fire when necessary to complete a match. Details of any changes made and the rationale for such changes must immediately be reported in writing to the CMP. The CMP must approve these changes for the competition to be considered a valid EIC or other sanctioned match.

3.1.6 **Rules Conflicts**

If there is a rules conflict, precedence shall be given first to the **CMP Competition Rules**, then to applicable CMP rule interpretations, then to the match program and then to a match director's bulletin. Conflicting statements in a Match Program or match director's bulletin cannot take precedence over **CMP Competition Rules**.

3.2 Match Officials

Match Officials are responsible for safely conducting competitions and for ensuring that competitors have the best possible conditions for completing their events according to these rules. Match Officials who are authorized to participate in decisions to penalize or disqualify competitors according to Rule 3.13.2 are the Match Director, Range Officers, Scoring Officers, Statistical Officers, Technical Officers, and appointed Juries. Match Officials should normally not be competitors, but if, exceptionally, Match Officials are competitors they must also fulfill all competitor requirements listed in Rule 3.4. CMP-sanctioned competitions may have the following Match Officials:

3.2.1 Match Director

The Match Director is the chief executive officer of the competition. The Match Sponsor appoints the Match Director. The Match Director has overall responsibility for managing and safely conducting the competition in accordance with applicable rules. The Match Director may make decisions regarding the application or interpretation of rules during the competition; however, they may not change, set aside, or alter rules in the **CMP Competition Rules**.

3.2.2 Chief Range Officer and Range Officers

The Chief Range Officer is appointed by the Match Director and is directly responsible for the safe conduct of range firing during the competition in accordance with applicable rules, range safety procedures (Rule 3.6) and **Pistol Firing Procedures and Range Officer Commands** (Annex A). If there are more than ten firing points on a range, the Chief Range Officer should be assisted by at least one Range Officer for every ten firing points. Range Officers may make decisions regarding the application of rules during the competition, however, if a Range Officer's ruling is doubtful or questioned, they must consult with the Chief Range Officer or Match Director before deciding. Range Officers must be familiar with the rules and have received training regarding safe range firing procedures and their duties and functions. After each firing event, Range Officers are responsible for collecting and accounting for signed scorecards from the Scorers or Verifiers. *Note: Training and certification for Range Officers, including specific training for Pistol Range Officers, is available through the CMP Range Officer Training Program (see <http://thecmp.org/competitions/cmp-rangeofficer-program/>).*

3.2.3 Chief Statistical Officer and Scoring Officers

The Chief Statistical Officer is appointed by the Match Director and is responsible for processing competitor entries, squadding competitors, scoring targets (if targets are not scored on the range) and for processing scores to produce preliminary and final results lists. If targets are scored in the statistical office, the Chief Statistical Officer must appoint and train sufficient Scoring

Officers to ensure that all targets from one relay can be accurately scored before the targets from a subsequent relay arrive at the statistical office. Whether targets are scored on the range or in the statistical office, the Chief Statistical Officer or a designated Scoring Officer(s) is responsible for making decisions regarding the number or scores of shots, and for making final decisions on all score challenges.

3.2.4 Technical Officer

When competitions are conducted on electronic targets, there must be a qualified Technical Officer on duty. Technical Officers must be trained in electronic target operations, the resolution of electronic target complaints and the operation of electronic target competition management software. During competitions, the Technical Officer is responsible for operating the electronic target control computer and targets and for working with the Range Officer(s) to resolve any electronic target complaints. The Technical Officer is responsible for making decisions regarding the values or numbers of shots, and for making final decisions in coordination with the Statistical Officer and Range Officer regarding electronic target score protests or complaints [in accordance with Rule 6.0.](#)

3.2.5 Scorers

When pistol competitions are conducted on paper targets and are scored on the range, competitors are responsible for scoring other competitors' targets. When competitors act as Scorers, they are acting as Match Officials who are responsible for accurately recording the value of each shot fired. Scorers who record scores that were not actually fired by the competitor may be falsifying scores and be subject to disqualification (3.13.2).

3.2.6 Verifier

When competitions are conducted on electronic targets, competitors on a prior or upcoming relay may be assigned to act as Verifiers for the relay of competitors that is firing. Verifiers responsibilities are:

- a) Act as a Safety Officer on that firing point;
- b) Check the competitor's scorecard to be sure the competitor is clearly identified and that the pistol being fired is properly identified on the scorecard;
- c) Confirm that competitors fire the correct number of shots at their targets and that their targets score those shots;
- d) Immediately notify a Range Officer or Technical Officer regarding problems on their competitor's target; and

- e) Immediately after each firing event, turn the competitor's signed scorecard into the Range Officer for that sector.

3.2.7 Jury

If a written protest is filed in accordance with Rule 3.14.2 c), the Match Director must appoint a Jury of three qualified persons to decide the protest. Jury members should be experienced shooters, coaches or team officials who do not have a direct interest in the protest to be decided. The competition shall be completed based on the Jury decision. Jury decisions, however, may be appealed to the CMP and are subject to review (Rule 3.14.4).

3.2.8 Match Officials' Duties

All Match Officials are responsible for carrying out their duties as described in this Rule (Rule 3.2) to ensure that competitors have fair, enjoyable competitions conducted according to applicable rules and the highest standards of sportsmanship. All Match Officials are duty-bound to conscientiously follow these Rules while acting with complete impartiality and treating competitors with respect. Match Officials may not contravene or overlook Rules. If a situation arises that is not covered by these Rules, Match Officials must decide the situation in a way that follows the intent of the Rules and is fair to all competitors. If situations arise in a competition that are not covered by the Rules, this must be reported to the CMP Competitions Department.

3.2.9 Spectators and Media

Match sponsors should encourage and assist spectators and media during competitions. Spectators must remain behind the firing points and may not communicate with competitors during the firing of events. A Ready Line may be designated to restrict the forward movement of persons who are not firing or officiating. The Range Officer may give photographers special access or permission to photograph competitors from the area immediately behind the firing line. Spectators and media must be allowed to speak in normal tones. Spectators are allowed to talk during competitions but calling out specific instructions to an athlete is illegal coaching (Rule 3.5) and is not permitted. Calling out an athlete's name as a way to harass or distract them is not permitted (Rule 3.13.1 f). Spectators or photographers may not use flash photography during competitions. Cell phones and other communication devices must be turned off or placed in silent mode while competitions take place.

3.3 Entries

3.3.1 Advance Notice

Advance notice for all upcoming CMP-sanctioned competitions must be provided to eligible and interested competitors. Such notice can be given with

a sanctioned match posting on the CMP web site or by the distribution of the match program electronically or by mail.

3.3.2 Match Entries

Individual entries should be made in advance as prescribed in the match program. Late entries may be accepted if range space is available, and the additional entries do not unduly interfere with match operations.

3.4 Competitor Responsibilities

Every competitor who participates in a CMP competition must fulfill the following responsibilities. Failure to fulfill all of these responsibilities may result in disqualification in accordance with Rule 3.13.1 d).

3.4.1 Safety

Every competitor must be capable of safely completing the course of fire for that event and of following all safety rules. If, in the opinion of the Range Officers and Match Director, a participant is not able to handle their pistol safely, that person may be removed from the firing activity. Any decision to remove a competitor must be made by at least two officials such as a Range Officer and Chief Range Officer or Range Officer and Match Director.

3.4.2 Knowledge of the Rules

Competitors are responsible for knowing and complying with the **CMP Competition Rules**, the Match Program and any Match Director Bulletins issued for the competition.

3.4.3 Scorer or Verifier Responsibilities

Competitors are responsible for fulfilling Scorer (3.2.5) or Verifier (3.2.6) duties as assigned.

3.5 Coaching

Coaching on the firing line is prohibited in individual events but is permitted during team events.


3.6 Range Safety Procedures

3.6.1 Safety Flags

Safety Flags (*formerly called Empty Chamber Indicators or ECIs*) must be placed in all pistols when they are removed from a vehicle and/or carried on a range whether they are carried in a pistol box or case or are carried uncased. Safety flags may only be removed during preparation and firing periods. Safety flags must be fluorescent orange, yellow or a similar bright color and must have a probe that inserts into the chamber and a visible flag that projects out from the open gun action.

3.6.2 Eye and Hearing Protection

All competitors and Match Officials, including Scorers or Verifiers, are required to wear eye and hearing protection when on shooting range firing lines during pistol firing. Eye protection must have two complete lenses with minimum dimensions in depth and width for each lens of 1.30 in. It is strongly recommended that eyewear worn on firing lines meet or exceed the ANSI Z87.1 safety impact protection. Competitors' eyewear must be worn so that the two lenses remain in front of the eyes during firing (see diagram). No one will be allowed to participate in a CMP-sanctioned competition unless they are wearing eyewear and hearing protection that complies with this rule. Any competitor or match official who is not in compliance with this rule will be warned in accordance with Rule 3.13.2 a). Refusal to comply with a warning is grounds for disqualification.



3.6.3 Boxed or Cased Pistols

Pistols should be carried in closed pistol boxes or gun cases. Pistol boxes or cases must remain closed at all times, until the Range Officer authorizes them to be opened on the firing line during preparation or firing periods.

3.6.4 Carrying Pistols

The carrying of firearms is defined as physically moving or transporting firearms to and from a range assembly area or firing line. Pistols should be carried in closed pistol boxes or gun cases, and they must always be carried with a safety flag inserted, whether cased or uncased.

3.6.5 Handling Pistols

The handling of pistols is defined as anything a competitor does to operate the mechanism, point, or aim the pistol, load, insert a clip or magazine or otherwise perform any action that would prepare the competitor to fire the pistol. Handling pistols behind the firing line is not permitted.

3.6.6 Carrying Pistols to the Firing Line

After pistol competitors are instructed to move their pistols and equipment to the firing line, they must leave their pistol boxes or cases closed until the Range Officer instructs them to unbox or uncase their pistols. When the Range Officer

instructs competitors to open their pistol boxes or cases, pistol actions must be opened, and safety flags inserted. Competitors may remove safety flags, close actions and dry fire after the Range Officer announces the start of a Preparation period.

3.6.7 Safety During Loading

Loading is defined as bringing a cartridge or magazine containing cartridges into contact with a pistol. Pistols may be loaded only when a competitor is on a firing point and only after the Range Officer gives the command **LOAD**. Charging magazines in advance is permitted, but no magazine may be inserted in a pistol until the command **LOAD** is given. Any competitor who loads and fires a shot before the **LOAD** command shall be disqualified and may not continue firing in that event.

3.6.8 Safety During Firing

During preparation and firing times and until pistols are cleared and benched, competitors must:

- a) Keep pistols at the raised or ready position or hold them on the bench with the pistol muzzle pointed downrange in the direction of the target.
- b) On ranges where elevating pistol muzzles above the targets or impact berm behind the targets is not permitted, all pistol muzzles must be pointed downrange or down and muzzles may not point above the targets or impact berm.

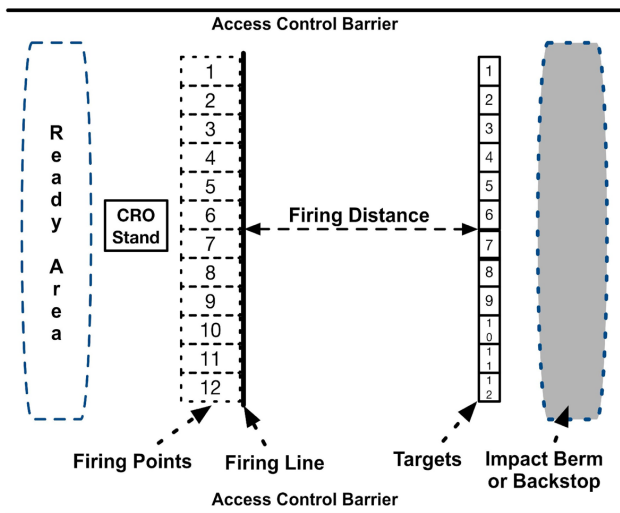
3.6.9 Safety After Firing

As soon as a pistol firing series ends, competitors must open pistol actions, remove magazines, insert safety flags, and bench their pistols. A Range Officer must inspect all pistols to confirm that their actions or cylinders are open, with chambers empty, magazines out and safety flags inserted. Competitors may close their pistol boxes, move from their positions, and remove their pistols and equipment from the firing line after the Range Officer instructs them to do so.

3.6.10 Smoking and Vaping Prohibition

Smoking or vaping is not permitted on the firing line during any CMP-sanctioned competition.

STANDARD RANGE LAYOUT



3.7 Range Design and Operation

Specific areas of each range are designated to fulfill special functions that ensure safety and effective range operations.

3.7.1 Ready Line and Ready Area

The ready area is the area immediately behind the firing line. The forward edge of the ready area may be designated with a ready line. Competitors and other personnel must remain in the ready area until their assigned relay is called to the firing line. Only competitors on a relay that has been called to the firing line, Match Officials and Range Officers and team officials (during team events only) are allowed forward of the ready line, except by permission of a Range Officer. Pistols may be carried (Rule 3.6.4) but may not be handled (Rule 3.6.5) behind the ready line. Pistol boxes and cases must remain closed when in the ready area.

3.7.2 Firing Line and Firing Points

The firing line is the location where firing takes place. Firing points are specific numbered spaces on the firing line that correspond with numbered targets that are assigned to specific shooters or teams during a match. Competitors must take their positions on their assigned firing points.

3.7.3 Target Line

Targets are located along a line parallel to the firing line(s) that is 50 feet, 25 yards or 50 yards from the firing line. Targets may use electronic or paper target scoring. Targets that use paper target scoring may be turning or fixed, except that National Trophy and National Championship events must be fired on

electronic or turning paper targets. Each target must have a firing point number that is placed either directly above or below the target. Target numbers must be clearly visible to competitors with normal vision at the longest firing distance used on that range. Firing point numbers should begin with number 1 for the first target on the left. All other targets on the range should be consecutively numbered from left to right. Numbers should be alternately black on white and white on black.

3.7.4 Impact Area

A berm or controlled area behind the target line serves as the impact area. The impact area and range firing procedures should be capable of capturing all shots fired on the range.

3.7.5 Firing Times

When turning targets are used, firing times are determined according to the time when targets are fully exposed. The signal to fire is given when the targets start to turn or with an oral or other audible signal. Shots fired while targets are turning shall be scored according to Rule 3.10.9 b).

3.8 Firing Procedures and Range Commands

*Pistol firing procedures in CMP-sanctioned matches must be conducted according to **CMP Pistol Firing Procedures and Range Commands** published as Annex A to these Rules.*

3.9 Firing and Completing a Match

3.9.1 Fire in a Match

Any competitor who fires one or more recorded shots in at least two stages of an event shall be counted as having fired in that event.

3.9.2 Completed Match

A competitor who fires recorded shots in all stages of an event has completed that event. A team has completed a team event when all firing-members fire recorded shots in all stages of the event. An event is completed when all competitors have had an opportunity to complete all stages of the event. If an event course of fire must be reduced in accordance with Rule 3.1.5, all firers must complete at least two stages (20 shots in a Pistol National Match Course or 30 shots in a President Match course of fire) for the event to be recorded as completed.

3.9.3 Range Alibi or Interruption of Fire

A range alibi or interruption of fire occurs when a competitor, group of competitors or relay of competitors is prevented from firing or completing a series due to a fault of the range or range officials or an emergency cease fire. If a range alibi occurs, additional time or a refire shall be permitted as follows:

- a) If there is a range alibi or interruption during a slow-fire stage, the competitor, group of competitors or relay of competitors who were prevented from firing or completing the series will be allowed to finish firing within the time remaining when the range alibi occurred or the competitor(s) may be moved to another target(s) and be given the amount of time remaining when the range alibi occurred plus two (2) additional minutes.
- b) If there is a range alibi or interruption on all targets on the range during a slow-fire stage, all competitors will be allowed to finish firing as soon as the problem is resolved within the time remaining when the range alibi occurred.
- c) If a range alibi or interruption occurs during a timed or rapid-fire series, all shots fired by a competitor, group of competitors or relay of competitors who were prevented from firing or completing the series must be nullified and a new series will be fired as soon as the problem is resolved.

3.10 Scoring and Results

Three different methods of scoring may be used in CMP-sponsored or sanctioned competitions: Shot values may be determined by a) the manual scoring of paper targets, b) the use of CMP-approved electronic targets (EST) or c) the use of a visual image electronic scoring system (VIS) approved by the CMP. All shots fired in one competition must be scored with only one method of scoring.

3.10.1 Scoring Methods and Standards

One of three methods of scoring may be used: a) the manual scoring of paper targets, b) the use of CMP-approved electronic targets (EST) or c) the use of a CMP-approved visual image electronic scoring system (VIS). All shots fired in one competition must be scored with only one method of scoring. Shots must be scored according to the diameter of the bullet being fired. Scoring templates, scoring gauges, electronic targets and VIS systems shall use the following cartridge caliber dimensions:

Cartridge Caliber	Bullet Diameter (in.)
5.56 mm/.22 cal.	.224 +/- .001
.32 cal.	.312 +/- .002
9mm & .38 Special	.357 +/- .002
.40 cal.	.399 +/- .002
.44 cal.	.428 +/- .002
.45 cal.	.452 +/- .002

3.10.2 Scoring Shots on Paper Targets

All shots shall be scored according to the highest value scoring ring that is hit or touched by that shot. The shot hole diameter for each competitor shall be

determined according to the bullet diameter of the cartridge the competitor is using. A shot hole where the outside edge of the shot hole touches or is tangent to the outside edge of the scoring ring must be scored the higher value. When competitors act as Scorers, they may use scoring templates to determine whether a doubtful shot touches a scoring ring, but they may not insert scoring gauges in shot holes. Range Officers, Statistical Officers and Scoring Officers may use appropriate scoring gauges or templates to determine whether a doubtful shot touches a scoring ring or to determine whether two or more shots passed through one shot hole (double).

3.10.3 Scoring Shots on Electronic Targets

Electronic targets determine the x/y coordinates of the center of each shot and the radial distance from the shot center to the center of the target. The target calculates the score of the shot by comparing that radial distance with the appropriate scoring ring radius, with the scoring ring radius varying according to the bullet diameter of the pistol being used by the competitor (3.10.1). This data is displayed on the competitor's monitor and recorded in the main computer. Prior to a competition, the Technical Officer must confirm that the correct target dimensions, distance, and bullet diameter being used by each competitor have been entered in the main computer. Scores indicated by competitors' electronic target monitors are final unless successfully protested in accordance with these rules (see Rule 6.0).

3.10.4 Scoring Shots with the VIS Scoring System

Visual Imaging Scoring (VIS) uses computer vision technology (i.e., scanning, digitizing, photography, etc.) to record shot hole and target images that are analyzed and scored with complex computer algorithms. Like electronic scoring targets, a VIS system calculates distances from the center of the target to the center of the shot hole. When using a VIS System, Match Officials must follow the scoring procedures described in the system user manual.

3.10.5 Score Challenges, Paper Targets

If a competitor feels that a shot fired by them was improperly scored, the competitor must notify the Range Officer or Scoring Officer that they wish to challenge that score. Match sponsors may charge a challenge fee of no more than \$3.00 for each score challenge. A Scoring Officer or the Statistical Officer must decide the challenge. Score challenge decisions by one of these officers are final and not subject to further protest or appeal. If a challenge is upheld the challenge fee must be returned.

3.10.6 Score Complaints and Protests, Electronic Targets

If a competitor feels that a shot or series of rapid-fire shots was improperly scored, the competitor must notify a Range Officer immediately after the shot or series in question. The Range Officer shall take appropriate immediate action and refer the complaint to a Technical Officer. Detailed procedures for

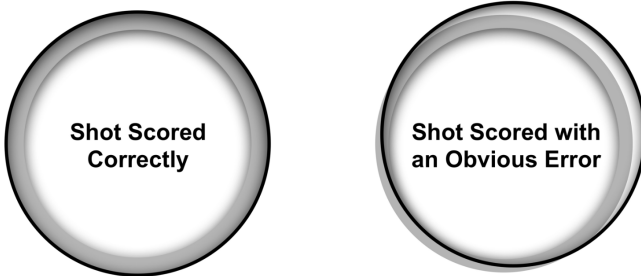
adjudicating electronic target complaints are found in Rule 6.0. The Range Officer and Technical Officer will use the applicable provisions of Rule 6.0 to resolve the complaint. A score complaint decision by these Match Officials is final and not subject to further protest or appeal.

3.10.7 Requests for Re-Evaluation of Visual Image Scores

The score of an individual shot may be re-evaluated by the Statistical Officer on request from a competitor. The competitor must designate the specific shot(s) to be re-evaluated.

- a) The Statistical Officer must evaluate the indicated shot by examining the original scanned image to determine if the shot location was correctly identified. To evaluate, the Statistical Officer must decide if there is an obvious error, that is when the scored shot is not a reasonable interpretation of the actual shot location (see diagram). If the Statistical Officer concludes that there is an obvious error, they must make a manual correction of the shot location.
- b) The Competition Director may charge a re-evaluation fee or not more than \$3.00 per shot or such fees may be waived.
- c) Only manual modifications for correcting obvious errors are allowed. Rescoring a shot is prohibited.
- d) Statistical Officers are authorized to inspect any shot fired by any competitor and make manual modifications in cases of obvious errors.

Shot Score Verification — VIS Scoring System



On rare occasions, a badly torn or irregular shot hole will cause the VIS system to misread the shot hole location. The diagram shows a shot that is scored correctly with VIS scoring ring aligned over the shot hole (on left). The diagram also shows an incorrectly scored shot with the scoring ring misaligned. As a guiding principle, if the VIS scoring ring is misaligned by two scoring ring widths or more, the Statistical Officer may rule that this is an obvious error and make a manual correction to the scoring ring location and score.

3.10.8 Scorecards

The CMP provides official scorecards that may be used to record the scores of all shots fired during CMP sponsored or sanctioned matches that use manual or electronic target scoring. Scorecards are not required when VIS scoring is used. For manual scoring, the Scorer is responsible for correctly recording scores. If a score is recorded in error, the Scorer or Verifier may change the score by lining out the incorrect score (*do not erase*), writing the correct score above it and placing their initial by the correction. For electronic targets, the Verifier is responsible for recording scores, however, if there is a discrepancy between the score recorded by the Verifier and the score recorded in the main computer, the score recorded in the main computer shall be counted as the correct score. Scorecards must identify the competitor and their CMP number. When signed by the competitor and Scorer or Verifier, the scorecard becomes a record of the competitor's score in that event. The Scorer or Verifier, not the competitor, must turn in signed scorecards to the Range Officer.

3.10.9 Special Scoring Rules for Pistol

- a) **Keyhole or Tipped Shots.** Keyhole or tipped shots will be scored according to the highest value scoring ring hit or touched by the elongated shot hole.
- b) **Skid Shots.** Skid shots are scored according to the highest value scoring ring hit or touched by the elongated shot hole, except that the score may not be more than one ring higher than the original point of entry. A shot that enters the target on the back or rear of the target must be scored as a miss (0).
- c) **Non-Visible Hits in Close Groups.** If a grouping of 3 or more shots is so close that a shot or shots could have passed through the enlarged hole and there is no evidence that the shot(s) went elsewhere (crossfire or off-target miss) the competitor will be given the benefit of doubt and scored hits for the non-visible shots.

3.10.10 Scoring Irregular Shots

The following Rules apply when scoring irregular shots that occurred during a series:

- a) **Early Shot before *LOAD* Command.** A shot(s) fired before the ***LOAD*** command shall be penalized in accordance with Rule 3.6.7.
- b) **Early shot after the *LOAD* Command.** A shot(s) fired after the ***LOAD*** command and before the targets turn or the ***COMMENCE FIRE*** command/signal is given shall be scored as a miss (0). If the shot is visible on the target, the highest value shot shall be nullified.

- c) **Late shot.** A shot fired after the targets turn or the **CEASE FIRE** command/signal is given shall be scored according to where it hit the target or as a miss (0) if it did not hit the target.
- d) **Shots Not Fired.** If a competitor fired fewer than 10 shots, only those shots on the target will be scored.
- e) **Missing shot (Crossfire or off-target miss).** If a competitor fired a shot and a corresponding shot hole cannot be found on their target, any missing shot must be scored as a miss (0).
- f) **Excessive Hits.** If there are 11 or more hits on a target or if the competitor fired fewer than 10 shots and there are more hits than the number of shots fired by the competitor:
- The scorer must determine if one or more shots came from a different caliber pistol (a shot hole was from a different caliber bullet or has a different appearance). If yes, those extra shot(s) must be nullified and the remaining shots on the target scored.
 - If all hits are equal value, the required number of hits must be scored.
 - If the competitor fired more than 10 shots, the 10 lowest value hits must be scored.
 - If 11 or more hits remain to be scored, the competitor has the option of accepting the score of the lowest scoring shots equal to the number of shots the competitor fired, or they may refire the entire 10-shot series, if they notify the Range Officer before the next stage of fire. If the competitor elects to refire, they shall receive the score fired in the refire series, except that they may not receive a score that is higher than the required number of shots of highest value on the original target. If this occurs, the 10 highest value hits on the original target must be scored and credited to the competitor.
- g) **Crossfire.** A crossfire is a shot fired on a target other than that competitor's target. A crossfired Record shot must be scored as a miss (0).

3.10.11 Tie Breaking

- a) Ties in individual events must be broken by the highest X-count, then by the highest score on the last stage (highest X-count will break ties), then by the highest score in the next to the last stage, etc. In events with slow, timed, and rapid-fire stages, the highest score in the rapid-fire stage will be considered first, then the highest score in the timed-fire stage and then the highest score in the slow-fire stage.

- b) If ties in individual events remain unbroken, the tie will be broken by applying, in the order listed, the following steps to the last stage or rapid-fire stage, then to the next to the last stage or timed-fire stage and then to the next stage or slow-fire stage:
- By the fewest misses.
 - By the fewest hits of lowest value.
 - By the fewest hits of the next lowest value, etc.
- c) If ties in individual events remain unbroken, the tie is unbreakable and the tied competitors shall be listed in alphabetical order according to their family names, with the same ranking.
- d) Ties in team events must be broken by totaling the scores of all team members and applying individual tie-breaking procedures to those totals.
- e) A tie in an aggregate event shall be broken by applying the following criteria in order:
- The highest total X-count.
 - If a tie remains, ties in 2700 Aggregates will be broken by the highest score in the .45 Caliber Pistol Match (900), then by the highest score in the Centerfire Pistol Match (900), then by the highest score in the .22 Rimfire Pistol Match (900).
 - If a tie remains unbroken in other aggregate events, it will be broken by the highest score in the last sub-event fired, then by the next to the last sub-event fired, etc.
 - If a tie remains unbroken in a 2700 Aggregate, it will be broken by the highest score in the last 10-shot stage in the .45 Caliber Pistol Match, then by the next to the last 10-shot stage, and then by continuing to compare 10-shot stage scores through the Centerfire and .22 Rimfire Matches until the tie is broken (apply Rule 3.10.11 a) to each stage in succession).
 - If a tie remains unbroken in other aggregate events, it will be broken by the highest score in the last 10-shot stage fired, then by the next to the last 10-shot stage fired, etc., until the tie is broken.

3.10.12 Preliminary Results List

During and immediately after each competition event, scores must be entered in a ranked results list. As soon as all scores for an event are entered, a Preliminary Results List must be printed and posted on the range and/or in an on-line results list so that competitors in that event can check their scores. A protest time of a minimum of 30 minutes must be given for competitors to

contact the Statistical Office about possible errors or, if scoring is done by the Statistical Office, to challenge the number or scores of shots. The end of the protest time must be posted on the Preliminary Results List.

3.10.13 Results List Corrections

At any time prior to the closing of the posted challenge period, competitors or team coaches may request that an error in score posting or calculating scores be corrected. No fee may be charged for requesting such corrections. The Statistical Officer must decide if an error was made. If a competitor is disqualified according to 3.13.2, the competitor's name must be listed at the end of the results list with no score and the notation: "Disqualified, Rule (rule number)."

3.10.14 Final Results List

Final Results Lists must display the scores of all competitors and teams in rank order according to scores with tie-breaking rules applied. Bulletins for team matches shall include the names and scores of all firing team members. A match sponsor may use an electronic results list as the official final results list if the electronic results list is open to public access. *Note: Match results lists posted on CMP Competition Tracker are open to the public.*

3.11 CMP Competitor Classification System

The CMP Competitor Classification System divides competitors in competitions into competitor classifications where competitors in that class are of similar ability. Competitor classifications are based on a competitor's average scores fired in their most recent competitions. The CMP maintains a national database of competitors and scores that are used to establish competitor classifications.

3.11.1 Disciplines With Classifications

The CMP Competitor Classification System will be available for the two separate categories, National Trophy/EIC Pistol Events and CMP Match Pistol Events.

3.11.2 Events Recorded

CMP National Trophy/EIC Pistol Classifications are provided for scores fired by competitors in individual pistol events including the President's Pistol Course, 40 shots, and the National Match Course, 30 shots, with the Service Pistol, the .22 Rimfire Pistol, or the Service Revolver. CMP Match Pistol Classifications are provided for scores fired by competitors in individual Match Pistol events, including the .22 Rimfire Pistol Match, 90 shots; the Centerfire Pistol Match, 90 shots; and the .45 Caliber Pistol Match, 90 shots. Scores fired in team matches will not be recorded. Scores will be recorded for complete events (normally, 30, 40 or 90 shots). However, if an event is shortened according to Rule 3.1.5, the scores for the completed series will be recorded. If a competitor whose current classification is Expert or higher fires a sub-

normal 10-shot series score, which is defined as a score that is less than 60 percent of the competitor's current 10-shot average, that 10-shot score will not be included in classification calculations.

3.11.3 Classification Calculations

CMP Pistol Classifications are based on the competitor's current 10-shot average for a minimum of 30 shots that were recorded after 1 January 2018. After a competitor has a minimum of 30 recorded shots in their 10-shot average will be computed by considering the most recent recorded 30, 40 or 90-shot event scores or partial event scores (Rule 3.1.5 course of fire reductions and the deletion of sub-normal scores). When the most recent recorded scores total 300 or more shots, the oldest recorded scores will no longer be considered, provided scores for at least 300 recorded shots are considered. Classifications will automatically be updated as soon as additional match scores are recorded. Any classification changes will be displayed in the CMP Competitor Classification database and become effective immediately. Classifications may go up or down until 300 shots are recorded. After at least 300 shots are recorded, classifications will not go down regardless of the competitor's current average unless a competitor requests that CMP Competitions consider a downward classification for them based on the competitor having a consistent lower average.

3.11.4 Current Classifications

A competitor's current classification is the classification displayed in the CMP Competitor Classification database. Competitor Classifications are available for online lookups by the competitor or match sponsors. CMP Pistol Classification scores are shown in the chart.

Classification	High Master	Master	Expert	Sharp-shooter	Marks-man
National Trophy/EIC Pistol	≥90.0	85.0-89.99	80.0-84.99	72.0-79.99	<72.0
CMP Match Pistol	≥97.0	95.0-96.99	90.0-94.99	85.0-89.99	<85.0

3.11.5 Classification System Use

Sponsors of CMP-sanctioned pistol matches may use the CMP Competitor Classification System as a basis for providing awards. When the Classification System is used, this must be announced in the Match Program. When a competitor's entry in a match is confirmed, the Statistical Officer may do an online lookup to confirm the competitor's current classification. When there are

fewer than six (6) competitors in a classification, match sponsors may combine that class with the next higher classification.

3.11.6 Classification Reciprocity

Competitors who do not have a CMP classification, but who have an NRA classification, may elect to compete with their current NRA classification. After a competitor establishes a CMP classification, they may continue to elect to compete with an NRA classification if it is higher than their CMP classification, but they may not compete with an NRA classification that is lower than their CMP classification.

3.11.7 Unclassified Competitors

Competitors who do not have a pistol classification (CMP or NRA) must compete in the Master Class for their first competition, or a Match Program may provide for a separate category for unclassified competitors.

3.12 Awards and Competitor Recognition

To recognize competitors in CMP-sanctioned pistol matches for marksmanship excellence and successful participation and to give all competitors incentives to participate and improve, the CMP provides a comprehensive awards program.

3.12.1 Distinguished Badge Program

Non-Distinguished competitors in National Trophy and EIC Matches are eligible to earn EIC credit points that count towards the awarding of Distinguished Pistol Shot, Distinguished .22 Rimfire Pistol, Distinguished Service Revolver, and Distinguished Marksman Badges in accordance with Rule 9.0.

3.12.2 National Trophy Matches Awards

All competitors, regardless of Non-Distinguished or Distinguished status, are eligible to win trophies and awards in the National Trophy Matches in accordance with awards regulations in these Rules (Rule 7.0, The National Matches) and the National Matches Program, if they fire all events in the firing position defined in Rule 5.1.1.

- a) **CMP National Trophies.** Permanent National Trophies are presented to match winners in accordance with these rules and the CMP National Matches Program. National Trophies are engraved with winner's names and remain in CMP custody.
- b) **CMP Trophy Winners.** Winners of National Trophies are awarded trophy plaques with photos or facsimiles of the trophies. For team events, the team members, team coach and team captain each receive a trophy plaque.

- c) **Special Awards.** The CMP or award donors may provide additional special match awards, prizes or medals.
- d) **Minimum Requirements for Awards.** Any minimum requirements for awards must be stated in the Match Program.

3.12.3 CMP Pistol Achievement Awards

To provide incentives for Pistol EIC Match competitors to participate and improve, the CMP provides Achievement Pins for competitors who equal or exceed established Achievement Award cut-scores. EIC Achievement Award cut-scores are determined on the basis of previous National Matches National Trophy Individual Non-Distinguished scores. Gold, silver, and bronze Achievement Awards are presented to approximately the top 40 percent of all competitors. Achievement Award scores are calculated so that approximately the top one-sixth of the top 40 percent of all competitors receive gold awards, the next two-sixths receive silver awards, and the remaining three-sixths receive bronze awards. In 2022 CMP-sanctioned Pistol EIC Matches, Gold, Silver and Bronze Achievement Pins will be awarded according to the following standards:

Table 2 – CMP Pistol Achievement Award Cut Scores			
Event	Gold	Silver	Bronze
Service Pistol EIC NMC	<u>267+</u>	<u>250-266</u>	<u>237-249</u>
.22 Rimfire Pistol EIC NMC	<u>273+</u>	<u>262-272</u>	<u>252-261</u>
Service Revolver EIC (40 shots)	<u>345+</u>	<u>321-344</u>	<u>300-320</u>

3.13 Rule Violations and Disciplinary Actions

3.13.1 Rule Violations

Competitors or team officials may be disciplined or disqualified from a match for any of the following acts of misconduct:

- a) Violating CMP safety rules (Rule 3.6) and/or range safety rules;
- b) Failure to comply with **CMP Competition Rules**;
- c) Refusing to obey the instructions of a match official or failure to make a correction after a warning is given (Rule 3.13.2);
- d) Failure to perform assigned duties as a Scorer or Verifier (Rule 3.4.3);
- e) Falsifying or being an accessory to falsifying scores;
- f) Disorderly or unsportsmanlike conduct; or
- g) Interfering with or disrupting a competitor on the firing line.

3.13.2 Enforcement

In the event of rule violations, Match Officials shall take the following corrective or disciplinary actions.

- a) **Warning.** Whenever possible, a warning and opportunity to correct a rule violation must be given before imposing any further penalties;
- b) **Penalty.** A penalty of two (2) or five (5) points may be deducted from the competitor's score in the event or stage where the violation took place. Any decision to penalize a competitor must be made by at least two Match Officials (*must be a Range Officer, Statistical Officer, Technical Officer, Match Director*). Unless the applicable rule specifies a five (5) point deduction, initial deductions should be for two (2) points; or
- c) **Disqualification.** A competitor may be disqualified without further warning in case of a refusal to respond to a warning. A competitor may be disqualified without warning in case of a serious violation. Any decision to disqualify a competitor must be made by at least two Match Officials (*must be a Range Officer, Statistical Officer, Technical Officer, Match Director*). If a team member is disqualified, the team may be disqualified and the scores of other team members may be disqualified from consideration for other awards, depending upon the circumstances of the disqualification. Any competitor or team that is disqualified must be notified of that decision and be given an opportunity to protest the decision to disqualify them.

3.14 Protests and Protest Resolution

3.14.1 Right to Protest

Any competitor or team that is penalized or disqualified or that believes the conditions of a competition are not in accordance with applicable CMP Rules may protest the competition conditions or decision in question. However, decisions by an authorized Scoring Officer, Statistical Officer or Technical Officer made in accordance with applicable scoring rules (Rule 3.10) regarding the number and scores of shots are final and may not be protested.

3.14.2 Protest Procedures

- a) **Complaint.** A competitor may "complain" about competition conditions or a Match Official's decision to any Match Official. The Match Official who receives the complaint may respond or involve another Match Official in responding to the complaint.
- b) **Verbal Protests.** If this informal procedure does not resolve the complaint, a competitor, team coach or team captain may state their intent to "protest" to any Match Official within 30 minutes of the condition or decision being protested. At least two Match Officials (*must be a Range Officer, Target Officer, Chief or Assistant Chief Range Officer, Chief or Assistant Chief*

Target Officer, Technical Officer, Match Director) must hear and decide the protest.

- c) **Written Protest and Request for Jury Decision.** If the competitor or team coach or captain is not satisfied with the Match Officials' decision, the competitor or team coach or captain may request a Jury decision. Any appeal to a Jury must be in writing, be submitted within 30 minutes after the original protest decision and be accompanied by a protest fee of \$20.00. The protest fee must be returned if the Jury reverses the Match Officials' protest decision. The Match Director must appoint a Jury in accordance with Rule 3.2.7 to decide the protest, except that at the National Matches a National Matches Protest Jury (see 3.14.5) shall decide protests. A Match Official who was involved in the original Match Officials' decision may not serve on the Jury.

3.14.3 Protest Decisions

A majority of the Jury must decide the protest. The Jury decision must be based on these **Competition Rules** as they are written. In cases where the Jury must make a rule interpretation, the intent and spirit of the applicable rule(s) must be respected. The Jury decision must be in writing. The Jury decision is final, unless the person filing the protest, the Jury or the Competition Director requests a final ruling from a CMP Protest Committee.

3.14.4 Appeal of Protest Decision

Any party involved in a protest decided by a Jury may appeal that decision to the CMP for review by a CMP Protest Committee. An appeal of any Jury decision must be submitted to the CMP within 72 hours and will be decided by a CMP Protest Committee appointed by the Director of Civilian Marksmanship (DCM). Decisions by a CMP Protest Committee are final. There is no further right of appeal.

3.14.5 Protests at National Matches

A CMP National Matches Protest Committee, consisting of three persons, including one senior CMP staff member, appointed by the Director of Civilian Marksmanship (DCM), will decide protests submitted during CMP National Matches events. Decisions by the CMP National Matches Protest Committee are final. There is no further right of appeal.

3.15 Additional CMP Disciplinary Action

In the event of a serious violation, additional disciplinary action may be taken by the CMP Programs Committee to disqualify or suspend a competitor from the National Matches, EIC matches or other CMP-sanctioned matches for such time as it determines, and to deny any current award already won. When a competitor is charged with a serious violation, the Director of Civilian Marksmanship (DCM) shall investigate the charges and all available evidence and shall present a report

on this investigation, together with recommendations, to the CMP Programs Committee. Any person who may be suspended must be notified as soon as possible that suspension is being considered. Subsequent to the submission of the DCM's report, the Programs Committee shall offer the competitor an opportunity for a hearing on the charges and evidence provided by the DCM's investigation. The accused competitor must be given an opportunity to present evidence or contravening arguments before a final decision is made. Subsequent to a hearing on these charges, the Programs Committee shall make a final decision regarding the charges and the suspension or other disciplinary action for the competitor if they are determined to be guilty of the charges against them. The decision of the Programs Committee regarding suspension or other disciplinary action shall be final.

4.0 Pistols, Ammunition, Equipment and Targets

4.1 CMP National Trophy/EIC Pistol and Revolver Rules

This rule defines pistols that may be used in CMP sponsored or sanctioned National Trophy, EIC, or other matches for Service Pistols (Rules 4.1.1-4.1.2), .22 Rimfire Pistols (Rule 4.1.3) or Service Revolvers (Rule 4.1.4).

4.1.1 Service Pistols

Pistols used in CMP sponsored or sanctioned National Trophy, EIC, and other sanctioned Service Pistol Matches must comply with the following specific requirements:

- a) **Pistol Design.** The pistol must be a semi-automatic pistol. The pistol design should be of a type that is suitable for use in a general duty scenario (i.e., for military or law enforcement use).
- b) **Cartridges.** The pistol must be chambered for a centerfire cartridge that is no smaller than a 9x19 mm cartridge and no larger than a .45 ACP.
- c) **Safety Features.** All standard safety features must remain in place and operate as designed, except that magazine safeties may be disabled.
- d) **Operational Features.** Extended and/or ambidextrous controls are permitted, provided they do not provide any additional support or mechanical advantage to accuracy.
- e) **Match Conditioning.** Pistols may have internal match conditioning modifications, provided those modifications do not violate Rule 4.1.1 c).
- f) **Grips.** Grips must adhere to the general design parameters of the original pistol as manufactured. Grips may not provide any additional orthopedic

support (i.e., thumb rest, palm rest, palm swell, etc.). Grips must be functionally identical for either right- or left-hand use.

- g) **Trigger.** The trigger pull must be at least 4.0 lbs. Internal modifications to the trigger are permitted as long as the trigger maintains its original safety and design features and complies with the minimum trigger pull requirement.
- h) **Sights.** Sights may be fixed or adjustable open sights. The use of fiber optic, light enhancing, tritium inserts, or colored sights are permitted. Extended front sights are not permitted. Optical sights are not permitted.
- i) **Barrel.** Barrel length may not exceed 5.5 inches.
- j) **Overall Weight.** The weight of the pistol, with a magazine inserted, may not exceed 45 ounces.
- k) **Prohibitions.** Recoil reduction systems are not permitted.

4.1.2 22 Rimfire Pistols

Pistols used in CMP-Sanctioned 22 Rimfire National Trophy and EIC Pistol Matches must comply with this rule. The following rules apply to these pistols:

- a) The pistol may be either a semi-automatic pistol or a revolver.
- b) The pistol must be chambered for the .22 cal. rimfire long rifle cartridge.
- c) The pistol may have asymmetrical, orthopedic, or specially shaped grips.
- d) The pistol may have only open sights. Optical sights are not permitted. The rear sight may be adjustable but must have an open "U" or rectangular notch. Sights may have fiber optic or light enhancing or tritium inserts. Adjustable front sights are permitted, but extended front sights are not permitted. The total sight radius may not be more than 10.0 inches as measured from the rear surface of the rear sight to the highest point of the front sight.
- e) The pistol must have a trigger pull of at least 2.0 pounds.

4.1.3 Service Revolvers

Revolvers used in CMP-sanctioned Service Revolver National Trophy and EIC Matches (Rule 5.2.7) must comply with this rule:

- a) **Action.** Revolvers may be single or double action. They must be factory manufactured with no external or internal modification made to the revolver as manufactured and sold by the factory of origin, except as authorized in this rule. No parts may be removed from the revolver, either externally or internally, nor may any part be added or modified, except for internal modifications to improve trigger functioning and accuracy and milling the cylinder to accommodate moon clips. Exposed holes that were drilled and tapped for scope mounting are not considered to be an external modification.

- b) **Cartridges.** The pistol may be chambered for any cartridge, from 9mm/.38 Special to .45.
- c) **Barrels.** Barrels may not exceed 6.5 inches in length, as measured from the forward edge of the cylinder to the end of the barrel.
- d) **Trigger.** The pistol must have a trigger pull of at least 2.5 pounds when cocked for single action firing. Honing the sear or sear notch to provide an improved trigger pull is permitted. External trigger stop devices are not permitted. Internal trigger stop devices not originally installed by the factory as original equipment in stock revolvers of the same make and model are not permitted.
- e) **Sights.** Sights may be fixed or adjustable open sights; optical sights are not permitted. Colored sights are permitted; the use of fiber optic or light enhancing or tritium inserts in sights is permitted.
- f) **Grips.** Grips must be standard type stocks for the revolver model used, either factory original or replacement. Grips must be functionally identical for right- or left-hand use, made of wood or synthetic material with no palm swell or thumb rest, except that a cut-away area on the left grip to accommodate speed loader clearance is permitted. One-piece grips may be used on pistols that require them but should comply as closely as possible to the spirit of these requirements. Weighted grips and metal grips are not permitted. A single layer of grip tape or textured non-slip adhesive tape may be applied to the grip.
- g) **Prohibitions.** Any system of recoil control based on a compensator, barrel venting, barrel porting or other similar recoil reduction system is prohibited.

4.1.4 22 Rimfire Revolver

Revolvers used in CMP-sanctioned 22 Rimfire Revolver events must comply with the requirements of Rule 4.1.3 except that they must be chambered for .22 cal. rimfire cartridges and have a single action trigger pull of at least 2.0 pounds.

4.2 CMP Rules for Match Pistols

Pistols or revolvers used in CMP-Sanctioned Match Pistol Events must comply with this rule.

4.2.1 General Rules for Match Pistols

- a) Pistols may be either semi-automatic pistols or revolvers.
- b) Pistols may have asymmetrical, orthopedic, or specially shaped grips. Grips may not provide any support beyond the hand. The wrist must remain visibly free when the pistol is held in the normal firing position. Grips may not encircle the hand.
- c) Pistols may have either metallic sights or any (optical) sights in accordance with the requirements of the Match Program.
 - Any Sights. Any sights, including telescopic sights, are permitted,

except that no sights that project an image on the target may be used. Optical sight magnification is unlimited.

- Metallic Sights. The rear sight may be adjustable but must have an open “U” or rectangular notch. Adjustable and/or extended front sights are permitted. The total sight radius may not be more than 10.0 inches as measured from the rear surface of the rear sight to the highest point of the front sight.
- d) Barrel length may not exceed 10 inches (including the cylinder on revolvers).
 - e) Any sighting device programmed to activate the firing mechanism of the pistol is prohibited.

4.2.2 .22 Rimfire Match Pistols

Pistols and revolvers used in CMP-Sanctioned .22 Rimfire Match Pistol events must comply with this rule:

- a) The pistol or revolver must be chambered for .22 cal. rimfire long rifle cartridges.
- b) Pistols must have a trigger pull of at least 2.0 pounds. Revolvers must have a single action trigger pull of at least 2.0 pounds.

4.2.3 Centerfire Match Pistols

Pistols and revolvers used in CMP-Sanctioned Centerfire Match Pistol events must comply with this rule:

- a) The pistol or revolver must be chambered for any centerfire cartridge that is a minimum of .32 caliber and a maximum of .45 caliber.
- b) Semi-automatic pistols and revolvers must have a trigger pull of at least 2.5 pounds. If a .45 caliber pistol is used in a Centerfire Pistol event it must have a trigger pull of at least 3.5 lbs. If a .45 caliber revolver is used in a Centerfire Pistol event, it must have a single action trigger pull of at least 2.5 lbs.

4.2.4 .45 Caliber Match Pistols

Pistols and revolvers used in CMP-Sanctioned .45 Caliber Match Pistol events must comply with this rule:

- a) The pistol must be chambered for any centerfire .45 caliber pistol cartridge.
- b) Semi-automatic pistols must have a trigger pull of at least 3.5 pounds. Revolvers must have a single action trigger pull of at least 2.5 lbs.

4.3 Special Firearm Regulations

4.3.1 Changing Pistols

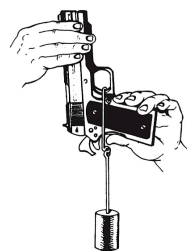
Pistols used in CMP Pistol events may not be changed during the firing of any single event, except when a pistol is declared disabled by the Chief Range Officer (see Rule 4.3.5).

4.3.2 Pistol Inspections

Competitors are responsible for ensuring that their firearms are safe and meet all applicable requirements of Rule 4.1 or 4.2. The Match Director and Match Officials are authorized to check firearms and equipment for compliance with these Rules before, during or after competitions. The CMP may conduct post-competition firearm inspections where firearms used in a competition are disassembled and checked to ensure compliance with these Rules. Such inspections, however, may only be made after the competitor has completed firing all stages of an event. If a competitor's firearm fails an inspection during or immediately after a competition event, the competitor's score for that event must be disqualified.

4.3.3 Weighing Triggers

Pistols must comply with minimum trigger pull weights that are specified in Rules 4.1.1 through 4.1.4, and 4.2.2 through 4.2.6. When checking pistol trigger weights, pistols shall be held with the barrel perpendicular to the horizontal surface on which the test weight rests. The pistol should be held with both hands and, when possible, with both elbows on a table or bench. If disqualification is being decided, both elbows must be supported on a table or bench. The trigger or hammer must be cocked. If the pistol has a grip safety, one hand must depress it while lifting the pistol (see illustration). If the pistol has a magazine safety, a magazine must be inserted while checking the trigger. The hook of the correct test weight shall rest on the lowest point of the arc in a curved trigger or at the midpoint of the trigger when weighing a straight trigger. The trigger weight must be lifted so that it hangs freely from the cocked trigger. After the trigger weight is lifted, the trigger must be released to confirm that it was properly cocked. A maximum of three attempts may be made to lift the trigger weight.



4.3.4 Sharing Firearms

Two or more competitors may use the same pistol in an event if their squadding permits this.

4.3.5 Disabled Pistol

A disabled pistol is one that cannot be fired or cannot safely be fired. Disabled pistols may be replaced if a substitution can be made without delaying that stage of the match. The replacement pistol must comply with the Rules that apply for the event being fired. A Range Officer must confirm that the pistol is disabled before it may be replaced.

4.3.6 Authority to Bar Unsafe Firearms or Ammunition

Each competitor is responsible for using a pistol and ammunition that operates and functions safely. In CMP-sponsored or sanctioned competitions, the Director of Civilian Marksmanship, a Match Director, or their designees are authorized to bar from use any pistol or ammunition that they, in their sole discretion, determine to be unsafe or to pose an unreasonable risk of personal injury or property damage.

4.4 Ammunition

Competitors in any CMP sponsored, or sanctioned pistol event may use any safe single-projectile ammunition appropriate for the pistol and cartridge that is being used.

4.5 Shooting Clothing and Equipment

4.5.1 Clothing

Normal outdoor or sports clothing and shoes or boots may be worn.

4.5.2 Spotting Scopes

The use of a telescope to spot shots is permitted. A spotting scope stand may not be positioned forward of the firing line.

4.5.3 Pistol Box, Shooting Kit or Stool

A pistol box or shooting kit may be used to carry pistols, ammunition, and equipment. The pistol box or kit may be placed on the firing point bench. The box or kit may not be of such size or construction as to interfere with competitors on adjacent firing points.

4.5.4 Cell Phones and Other Electronic Devices

Competitors on the firing line may use electronic devices such as cell phones, tablets, or other hand-held communication devices to keep time, record shots or compute sight adjustments, but not to communicate with other persons while the competitor is on the firing line. All such devices must be in silent mode and must be incapable of communicating with other electronic devices or systems (*i.e., switched to airplane mode*). Match Officials or scorers may use such devices on the firing line for communication or official purposes when performing their duties. Competitors who use such devices on the firing line for communication purposes are subject to a warning and possible disqualification. Timers may be used if any sound producing capability is silenced.

4.5.5 Pistol Cartridge Deflecting Screens

Competitors may use a screen or net fastened to their pistol box, shooting kit or a separate stand to deflect or catch empty cases, provided the screen construction allows wind to pass through it. The competitor's pistol, hand or arm may not contact the screen or net.

4.5.6 Other Equipment or Accessories

Any device, equipment, accessory, or other item that may give a competitor an unfair advantage over other competitors and that is not specifically authorized in these Rules, or that is contrary to the spirit of these Rules is prohibited.

4.6 Targets

4.6.1 Targets

Firing may be done on paper or electronic targets. Paper targets must bear the specific designations authorized in this Rule. Electronic targets must be targets approved by the CMP and be programmed to score hits according to the scoring ring dimensions of targets described in this rule. If VIS scoring is used, the target must be compatible with target specifications identified in the VIS system documentation.

4.6.2 Pistol Targets

Targets with the following dimensions must be used for CMP pistol courses of fire (Tables 4 through 9).

50 Yard Slow-fire (NRA B-6 target)

X-ring	1.695 in.	Aiming Black	8.00 in.
10 ring	3.36 in.	7 ring	11.00 in.
9 ring	5.54 in.	6 ring	14.80 in.
8 ring	8.00 in.	5 ring	19.68 in.

25 Yard Timed or Rapid-fire (NRA B-8 target)

X-ring	1.695 in.	8 ring	8.00 in.
10 ring	3.36 in.	7 ring	11.00 in.
9 ring	5.54 in.	6 ring	14.80 in.
Aiming Black	5.54 in.	5 ring	19.68 in.

25 Yard Slow-fire (NRA B-16 target)

X-ring	0.67 in	7 ring	5.32 in.
10 ring	1.51 in.	Aiming Black	5.32 in.
9 ring	2.60 in.	6 ring	7.22 in.
8 ring	3.82 in.	5 ring	9.66 in.

50 feet slow-fire (NRA B-2 target)

10-ring	0.90 in.	Aiming Black	3.07 in.
9 ring	1.54 in.	6 ring	4.16 in.
8 ring	2.23 in.	5 ring	5.56 in.
7 ring	3.07 in.	4 ring	7.33 in.

50 feet timed or rapid-fire (NRA B-3 target)

X-ring	0.90 in.	8 ring	4.46 in.
10 ring	1.80 in.	7 ring	6.14 in.
9 ring	3.06 in.	6 ring	8.32 in.
Aiming	3.06 in.		
Black			

5.0 Pistol Competition Event Regulations

5.1 General Competition Conditions

5.1.1 Pistol Firing Position

All pistol firing must be done in the standing, one-handed position. The shooter's body, clothing and pistol must be clear of artificial support. Taping, wearing a band, wristwatch, or similar enclosure around the wrist of the shooting arm is considered artificial support.

a) In Service Pistol, Service Revolver, and Match Pistol events, the ready position for timed and rapid-fire series is with the arm raised and the loaded pistol pointed at the target.

b) In 22 Rimfire Pistol Matches that are designated as National Trophy or EIC Matches, the ready position for timed and rapid-fire series is with the loaded pistol pointed down at a 45-degree angle. If the bench in front of the shooter is too high to allow a 45-degree angle ready position, the ready position is with the loaded pistol lowered as far as possible without contacting the bench. Competitors must be in the ready position when the **READY ON THE FIRING LINE** command is given.

Note: Pistol muzzles must not rest on the bench but should be within 1 inch of the top of the bench. If a competitor does not assume or fails to start from a 45-degree start position or lifts the pistol before the targets start to turn, a five (5)-point penalty shall be deducted from the score of the series where the violation occurred. One warning may be given in doubtful cases.



5.1.2 Target Assignments (Squadding)

Competitors and teams in National Trophy and EIC matches must be assigned to available relays and firing points on the basis of random draws.

5.1.3 Firing Procedures

Sighting Shots are not allowed in any CMP Pistol event listed in Table 1. Firing procedures and Range Officer commands for CMP Service Pistol and .22 Rimfire Pistol events are specified in ***Annex A – Pistol Firing Procedures and Commands***.

5.1.4 Competitor Is Not Ready

It is the duty of competitors to notify the Range Officer if they are not ready to fire when the Range Officer asks, ***IS THE LINE READY*** by stating “Not Ready.” If the Range Officer then causes firing to proceed, the competitor must be given an opportunity to fire that series at a later time. Failure by the competitor to notify the Range Officer that they are “Not Ready” forfeits the right to fire that series. A competitor who announces “Not Ready” may be given a few seconds to correct the cause of the delay or they may be resquadded to complete a slow-fire series or allowed to shoot a timed or rapid-fire series in the refire series.

5.1.5 Malfunctions

A malfunction is the failure of the pistol or ammunition to function properly. A competitor with a malfunction may complete a series once when a malfunction occurs during the slow-fire series and may refire a series once when a malfunction occurs during the combined timed and rapid-fire stages of a National Match Course or Presidents Match Course. Competitors are allowed one series completion or refire during each of the slow-fire, National Match Course, timed-fire, and rapid-fire stages of 900-point aggregate matches.

5.1.6 Malfunctions in Slow-Fire Series

If a competitor has a malfunction during a slow-fire series, they may clear the malfunction and continue firing; they may load additional rounds as necessary to complete the series.

- a) If clearing the malfunction or repairing or replacing a pistol requires additional time, the competitor must notify the Range Officer. After examining the pistol, the Range Officer may award extra time equal to the time required to clear the malfunction or, if additional time is required to clear the malfunction, repair the pistol, or replace the pistol, the competitor may be resquadded on a different relay to complete the series.
- b) In slow-fire series completions, the incomplete original target will be placed in the target holder and the competitor will complete the series with a time limit of one minute for each unfired shot.

5.1.7 Malfunctions in Timed and Rapid-Fire Series

- a) If a competitor has a malfunction during a timed or rapid-fire series and wishes to claim a malfunction, they must lower the pistol to the "Ready" position and raise their non-shooting arm.
- b) A Range Officer will examine the pistol to determine if the malfunction is allowable or non-allowable. Failures due to improper manual operation of the pistol by the competitor are non-allowable malfunctions. If the competitor attempts to clear a malfunction, the malfunction is non-allowable. If the malfunction was on the first shot and there is no round in the pistol chamber, the malfunction is non-allowable (*the competitor is responsible for properly loading the pistol*). If the malfunction is allowable, the series may be refired;
- c) Refires of allowable malfunctions in timed or rapid-fire series will be fired as refire series. In a refire series, the competitor must load and fire five rounds. Any shots not fired in the refire series due to another malfunction or failure to fire must be scored as misses (0);
- d) The target with the original (incomplete) and refire series will be scored by counting the ten (10) lowest value shots, including any unfired shots on the refire series; or
- e) If a competitor is not allowed to claim a refire (5.1.5) and/or wishes to clear a malfunction and continue firing within the time limit, they may do so; they may load additional rounds as necessary.

5.2 CMP Pistol Event Courses of Fire

Detailed courses of fire and firing conditions for CMP Recognized Pistol Events are provided in this rule. In accordance with Match Programs, CMP Pistol events may be conducted during the National Matches, CMP Competition Games Matches or other CMP sponsored or sanctioned competitions. When these courses of fire are conducted as EIC, National Trophy, National Championship or CMP Competition Games events, slow-fire stages must be fired at 50 yards on B-6 targets and timed and rapid-fire stages must be fired at 25 yards on B-8 targets. These courses of fire may also be fired on 25-yard ranges using B-16 and B-8 targets or on 50-foot ranges using B-2 and B-3 targets in sanctioned club matches (Rule 1.3.3).

5.2.1 President's Pistol Match

Match programs may use this event for any pistol defined by CMP Rules, with either metallic sights or any sights. When this course of fire is fired as a Service Pistol, .22 Rimfire Pistol or Service Revolver National Trophy or EIC Match, all competitors must fire pistols with metallic sights.

Table 3 -- President's Pistol Match

Stage	Distance	Type of Fire	Firing Position	Number of Shots	Time Limit	Scoring
First	50 yds.	Slow	Standing	2 series of 10 shots	10 min. per series	After each series
Second	25 yds.	Timed	Standing ¹	2 series of 5 shots	20 sec. per series	After 10 shots
Third	25 yds.	Rapid	Standing ¹	2 series of 5 shots	10 sec. per series	After 10 shots

¹When this course of fire is fired with .22 Rimfire Pistols as a National Trophy Match for Juniors, timed and rapid-fire series must start from the 45-degree angle ready position (Rule 5.1.1 b).

5.2.2 Pistol National Match Course

Match programs may use this event for any pistol defined by CMP Rules, with either metallic sights or any sights. When this course of fire is fired as a Service Pistol, .22 Rimfire Pistol or Service Revolver National Trophy or EIC Match, all competitors must fire pistols with metallic sights.

Table 4 -- Pistol National Match Course

Stage	Distance	Type of Fire	Firing Position	Number of Shots	Time Limit	Scoring
1 st	50 yds.	Slow	Standing	1 series of 10 shots	10 min. per series	After 10 shots
2 nd	25 yds.	Timed	Standing ¹	2 series of 5 shots	20 sec. per series	After 10 shots
3 rd	25 yds.	Rapid	Standing ¹	2 series of 5 shots	10 sec. per series	After 10 shots

¹When this course of fire is fired with .22 Rimfire Pistols as a National Trophy or EIC Match, timed and rapid-fire series must start from the 45-degree angle ready position (Rule 5.1.1 b).

5.2.3 CMP .22 Rimfire Pistol Match

Competitors must use .22 Rimfire Pistols (Rule 4.2.2) in this event.

Table 5 – CMP .22 Rimfire Pistol Match Course

Stage	Distance	Type of Fire	Firing Position	Number of Shots	Time Limit
1 st	50 yds.	Slow	Standing	20 record shots	10 min. per 10-shot series
2 nd	This stage is the 30-shot Pistol National Match Course (Table 5 above) fired at 50 and 25 yards.				
3 rd	25 yds.	Timed	Standing	4 series of 5 shots, 20 shots total	20 sec. per 5-shot series
4 th	25 yds.	Rapid	Standing	4 series of 5 shots, 20 shots total	10 sec. per 5-shot series

5.2.4 CMP Centerfire Pistol Match

Competitors must use Centerfire Pistols (Rule 4.2.3) in this event.

Table 6 – CMP Centerfire Pistol Match Course

Stage	Distance	Type of Fire	Firing Position	Number of Shots	Time Limit
1 st	50 yds.	Slow	Standing	20 record shots	10 min. per 10-shot series
2 nd	This stage is the 30-shot Pistol National Match Course (Table 5 above) fired at 50 and 25 yards.				
3 rd	25 yds.	Timed	Standing	4 series of 5 shots, 20 shots total	20 sec. per 5-shot series
4 th	25 yds.	Rapid	Standing	4 series of 5 shots, 20 shots total	10 sec. per 5-shot series

5.2.5 CMP .45 Caliber Pistol Match

Competitors must use .45 Caliber Pistols (Rule 4.2.4) in this event.

Table 7 – CMP .45 Caliber Pistol Match Course

Stage	Distance	Type of Fire	Firing Position	Number of Shots	Time Limit
1 st	50 yds.	Slow	Standing	20 record shots	10 min. per 10-shot series
2 nd	This stage is the 30-shot Pistol National Match Course (Table 5 above) fired at 50 and 25 yards.				
3 rd	25 yds.	Timed	Standing	4 series of 5 shots, 20 shots total	20 sec. per 5-shot series
4 th	25 yds.	Rapid	Standing	4 series of 5 shots, 20 shots total	10 sec. per series

5.2.6 CMP Service Pistol Match

Competitors must use Service Pistols as defined by Rules 4.1.1 in this event.

Table 8 – CMP Service Pistol Match Course

Stage	Distance	Type of Fire	Firing Position	Number of Shots	Time Limit
1 st	50 yds.	Slow	Standing	20 record shots	10 min. per 10-shot series
2 nd	This stage is the 30-shot Pistol National Match Course (Table 5 above) fired at 50 and 25 yards.				
3 rd	25 yds.	Timed	Standing	4 series of 5 shots, 20 shots total	20 sec. per 5-shot series
4 th	25 yds.	Rapid	Standing	4 series of 5 shots, 20 shots total	10 sec. per series

5.2.7 CMP Service Revolver Match

Competitors must use Revolvers as defined in Rule 4.1.3. The course of fire is the 40-shot President’s Pistol Match course of fire (Table 3).

5.3 CMP Pistol Event Aggregates

CMP Pistol Event Aggregates are combination events where scores fired by competitors in designated individual events are combined into an aggregate score that is ranked according to total aggregate scores. CMP Pistol Event Aggregates may be included in the Match Programs of the National Matches, CMP Competition Games Matches or other CMP sponsored or sanctioned competitions.

5.3.1 National Service Pistol Aggregate

The National Service Pistol Aggregate is an individual 1000-point aggregate consisting of scores fired with a Service Pistol (Rules 4.1.1) in the 40-shot President's Match Course, the 30-shot National Match Course and a 30-shot two or four-person team course. A second 30-shot National Match Course may be fired in lieu of a two or four-person team event.

5.3.2 CMP Pistol Aggregate

The CMP Pistol Aggregate is an individual 1400-point aggregate consisting of scores fired with a Service Pistol (Rules 4.1.1) in a 40-shot President's Match Course and a 30-shot National Match Course plus individual scores fired with a .22 Rimfire Pistol (Rule 4.1.2) in a 40-shot President's Match Course and a 30-shot National Match Course.

5.3.3 CMP Match Pistol Three-Gun Aggregate

The CMP Match Pistol Three-Gun Aggregate is a 2700-point aggregate consisting of scores fired in the .22 Rimfire Pistol Match, the Centerfire Pistol Match and the .45 Caliber Pistol Match.

5.3.4 Alternate CMP Pistol 2700 Aggregates

Match Programs may also provide for a .22 Rimfire Only 2700 Aggregate or for a 2700 Three-Gun Aggregate where a CMP Service Pistol Match Course (90 shots) is substituted for the .45 Caliber Pistol Match (90 shots).

5.4 Pistol Team Matches

Pistol team matches for four or two-person teams may be conducted for Service Pistols, .22 Rimfire Pistols, Service Revolvers or Match Pistols in the National Matches, CMP Competition Games, State Pistol Championships, or other CMP-sanctioned Pistol Competitions.

5.4.1 Four-Person Pistol Teams

The team consists of a captain, coach and four members who fire for the team's score.

5.4.2 Two-Person Pistol Teams

The team consists of a captain or coach and two members who fire for the team's score.

5.4.3 Junior Pistol Teams

The team consists of a captain, coach and two Junior members who comply with Rule 2.6.3 a) who fire for the team's score.

5.4.4 Team Eligibility Requirements

Teams may be comprised of any individuals who comply with Rules 2.2 and 2.3 or team membership may be restricted by these rules (Rule 2.6, National Trophy Team Match) or by team eligibility requirements in the Match Program.

5.4.5 Team Match Course of Fire and Conditions

Match Programs must identify specific conditions for team matches as follows:

- a) The course of fire; the Pistol National Match Course of Fire (Table 4) is fired by each firing member, or Match Programs may specify an alternate course of fire;
- b) The type of pistol to be fired by team members;
- c) Whether team matches are for Rule 2.10 Open Teams or if Rule 2.7 and 2.8 team category restrictions apply; and
- d) Whether the Pistol Team Event is fired with metallic sights only or any sights.

5.4.6 Competition Conditions

- a) **Team Targets.** All teams must be assigned the same number of targets.
- b) **Firing Order.** Team captains or coaches may assign firing members to fire on any team target in any order. The firing order may change between stages, but the scorekeeper must be notified.

6.0 Electronic Target Scoring Rules

6.1 System Components

Ranges equipped with electronic target systems (EST) must have the following fully functioning components:

6.1.1 Main Computer

A central ranking or main computer may be used to control the targets and record shot and scoring data generated by the targets. If a central ranking or main computer is used, it must have a software program that records the names of competitors, score data from competitors' targets, the bullet size for the pistol each competitor is using and functionality for producing results lists. Alternatively, a manual results management system may be used to record competitors' results.

6.1.2 Targets

Targets must score shots according to the following criteria:

- a) Targets may use acoustical, optical, laser or computer vision systems to accurately score all shots that hit the target in competition conditions where there are multiple targets and multiple competitors.
- b) Score data recorded in system memories (shot logs) must specify shot values with x/y coordinates and shot times. Shot values (scores) must be determined according to the scoring ring dimensions on B-6 or B-8 targets (4.6.2) while considering bullet diameter variations (3.10.1).
- c) Scoring recycle times between shots must allow for scoring all rapid-fire shots fired in standard courses of fire.
- d) Targets must provide correct-sized aiming areas that correspond to the black areas on the targets being used.
- e) Targets should have a secondary verification system using backing targets or another similar system that can be used to resolve missing shot complaints or score value protests.

6.1.3 Competitor Monitor

Each firing point on the range must have an individual monitor that displays an image of the target being used, the locations of fired shots and the values and totals of fired shots. Monitors must indicate whether sighting or record shots are being fired.

6.2 Match Officials

When CMP sponsored or sanctioned competitions are conducted on electronic targets, the following Match Officials must be on duty at the range: A Chief Range Officer and Range Officers are required to conduct the competition according to Rule 3.2.2, at least one Technical Officer who has specialized training and experience in EST operations and the operation of the main computer (Rule 3.2.4), and sufficient range personnel to service the targets are required by the course of fire. Other competitors can be assigned to serve as Verifiers (Rule 3.2.6) for competitors who are firing.

6.3 Target Checks

ESTs should be checked for proper function and scoring accuracy at least once a year. Target checking can be done on a practice day by placing clean backing cards or control sheets on the targets and having competitors shoot 5-10 shots at the targets before removing the target cards. The Technical Officer can then print shot plots for the shots that were fired at each target. These shot plots must be compared with the shot holes on a backing card or control sheet. If there are discrepancies between the shot plots and shot holes on the backing card, that target should not be used for competition until the target can be repaired and rechecked.

6.4 Target Maintenance

ESTs require basic maintenance in order to keep the targets functioning and scoring accurately. The front face of the entire target needs to be kept clean and patched or replaced. Targets must be maintained according to manufacturer specifications. Backing cards or the secondary verification system must be periodically renewed.

6.5 Rapid Fire Time Tolerances

Electronic targets scoring times must be programmed so that the timing of timed and rapid-fire series accounts for the time required to face targets during Pistol competitions on turning target ranges. For Pistol, there must be a 0.3 sec. after-time added to the times for each timed or rapid-fire series.

6.6 EST Issues, Complaints or Protests

If an irregular or missing shot occurs during a competition stage, Range and Technical Officers must follow these procedures to resolve issues concerned with such shots:

6.6.1 Protested Shot Value

If a competitor feels that the value of a shot registered on their monitor is incorrect, they may protest the value of that shot if the Range Officer is notified of the protest immediately after the shot (slow-fire) or series (rapid-fire) in question and before the next shot or series is fired. A shot that is scored as an X, 10 or 9 may not be protested. If a competitor protests the value of a registered shot, Range and Technical Officers must follow these steps:

- a) **Confirm and Document.** Record the firing point, shot number and indicated value of the protested shot on a RIF. If the protested shot was a slow-fire shot, direct the competitor to continue firing to complete the series and to fire one extra provisional shot at the end of the series.
- b) **Technical Officer Examination.** After that stage is completed, the Technical Officer will examine the backing card or secondary verification system and any available data in the shot log or main computer to determine if protested shot was scored correctly.
- c) **If Shot Was Scored Correctly.** If the examination of the backing card or secondary verification system confirms that the protested shot was scored correctly, a two (2) point penalty must be deducted from the indicated value of the shot that was protested and the provisional shot at the end of the series must be deleted.
- d) **If Shot Was Scored Incorrectly.** If the examination of the backing card or secondary verification system confirms that the protested shot was scored incorrectly, the Technical Officer shall determine the correct score of that shot according to its location on the backing card or secondary verification system and the provisional shot at the end of the series must be deleted.

- e) **If the Correct Score Cannot Be Determined.** If the examination of the backing card or secondary verification system confirms that a protested slow-fire shot was scored incorrectly, but the examination is unable to determine the correct score of that shot, the protested shot shall be deleted and the provisional shot at the end of the series shall be counted.
- f) **No Backing Card.** If backing cards or a secondary verification system are not used, score value protests cannot be accepted.

6.6.2 Missing Shot, Slow Fire

A missing shot is one where the competitor claims to have fired at their target, but no shot is registered on the monitor. Missing shots usually occur when the competitor crossfires on another target or fires an off-target miss. If a competitor complains about a missing shot during a slow-fire stage, Range and Technical Officers must follow these steps in the order they are listed:

- a) **Confirm and Document.** Record the firing point, shot number and the time remaining when the complaint was made on a RIF. Check with the competitor's Verifier to determine if there is any possibility of an off-target miss (*i. e., the competitor did not have a zero at the start of the stage; the competitor is shooting low-scoring shots, etc.*). In this case, the Range Officer may discuss with the competitor whether further action is necessary.
- b) **Check for a Crossfire.** Check with the Verifiers on adjacent targets (two on either side) to determine if one of those targets received an extra shot. If yes, score the missing shot as a crossfire miss (0), inform the competitor and instruct the competitor to continue firing to complete the stage.
- c) **Provisional Shot.** If there is no likelihood of an off-target miss or evidence of a crossfire, direct the competitor to fire a provisional shot. **If that shot registers on the monitor**, direct the Verifier to record that shot in place of the missing shot and direct the competitor to continue firing to complete the series. The Range Officer must initial the provisional shot on the competitor's scorecard.
- d) **Technical Officer Examination.** After that stage of fire is completed, the Technical Officer will examine the backing card or secondary verification system and any available data in the shot log or main computer to determine if the missing shot can be located on the target or in the computer record.
- e) **If Missing Shot is Found.** If the analysis determines the location of the missing shot, the missing shot will be scored accordingly, and the provisional shot must be nullified.
- f) **If Missing Shot is Not Found.** If the missing shot is not found on the backing card or in the computer record, the provisional shot must be deleted, and the missing shot must be scored as a miss (0).
- g) **If the Technical Officer Examination is Inconclusive.** If the analysis cannot determine a shot location or missing shot with reasonable certainty

or if a backer is not used, disregard the missing shot and count the provisional shot in the competitor's score.

- h) **If Provisional Shot Does Not Register.** If the provisional shot is fired as directed in para. c) above and it **does not register**, move the competitor to a spare (*hospital*) target and allow the competitor to complete the remaining shots in that series, plus two additional shots to replace the missing shots (original missing shot and the provisional shot), within the time that was remaining when they complained plus five (5) minutes.

6.6.3 Missing Shot, Timed or Rapid-Fire (Insufficient Hits)

Missing shots or insufficient hits in a rapid-fire series usually occur when the competitor does not fire all five rounds in a series, crossfires on another target or fires an off-target miss. If a competitor complains about a missing shot during a rapid-fire stage, Range and Technical Officers must follow these steps in the order they are listed:

- a) **Confirm and Document.** Record the firing point and the number of missing shots in the five-shot series on an RIF. Check with the competitor's Verifier to determine if there is any possibility of an off-target miss (*competitor did not have a properly zeroed pistol; competitor is shooting low-scoring shots, etc.*). In this case, the Range Officer may discuss with the competitor whether further action is necessary.
- b) **All Shots Fired?** Confirm with the competitor's Verifier whether the competitor fired all five shots in the series or had saved rounds. If there were any saved rounds, direct the Verifier to record those shots as misses (0).
- c) **Check for a Crossfire(s).** If the competitor fired all five shots and there are nine or fewer shots indicated, check for excessive hits on adjacent targets. If a crossfire is confirmed by identifying an excessive hit on an adjacent target or through an examination of the time logs, direct the Verifier to record the missing shot as a crossfire miss (0).
- d) **Technical Officer Examination.** If the competitor fired all five shots in the series and there are four or fewer shots indicated, and there are no excessive hits on adjacent targets, complete that stage of fire. After the stage is completed, and a backing card or secondary verification system is available, count the hits to determine if the missing shot hit the target.
- e) **If Missing Shot(s) is Found.** If the examination determines the location of the missing shot, score the missing shot according to its location.
- f) **If Missing Shot(s) is Not Found.** If the missing shot is not found on the backing card or in the computer record, score the missing shot as a miss (0).
- g) **If TO Examination is Inconclusive.** If the analysis cannot determine a shot location for the missing shot with reasonable certainty or if a backing card is not used, score the missing shot according to the value of the lowest scoring shot in that series.

6.6.4 Unclaimed or Extra Shot, Slow-Fire

In slow-fire stages, extra shots can be caused by a crossfire from another target or, in rare cases, by a ricochet or debris from a shot fired at a target. If there is an unclaimed or extra slow-fire shot, Range and Technical Officers must follow these steps in the order they are listed:

- a) If an **unclaimed or extra shot appears on the monitor**, the competitor may complain: 1) when they discover the extra shot, 2) when the competitor has one shot to fire and the monitor indicates that all shots in that series have already been fired, or 3) after firing their last shot, when the competitor's monitor indicates an extra shot has been fired.
- b) Record the firing point, shot number and the time remaining, if any, when the complaint was made on a RIF.
- c) If the unclaimed shot appears before the completion of the series, check for missing shots on adjacent targets. If there is a missing shot on an adjacent target, direct the competitor to continue firing to complete the series, including what will be indicated as an extra shot at the end of the series. Nullify the unclaimed shot on the competitor's target and record the crossfire shot from another target as a miss (0) on that competitor's target.
- d) If the extra shot cannot be identified before the end of the series, examine the shot times for the competitor's target and any adjacent targets where there are missing shots to determine if the extra shot can be identified as a crossfire from an adjacent target. If a crossfire is identified, nullify that shot and count the shots fired by the competitor including the indicated extra shot.
- e) If the crossfire or extra shot cannot be identified, the competitor has the option of accepting the score of the lowest scoring shots equal to the number of shots the competitor fired, or they may refire the entire 10-shot series, if they notify the Range Officer before the next stage of fire. If the competitor elects to refire, they shall receive the score fired in the refire series, except that they may not receive a score that is higher than the required number of shots of highest value on the original target. If this occurs, the 10 highest value hits on the original target must be scored and credited to the competitor.
- f) If there is an unclaimed extra shot, it is also possible (*very rare*) that the extra shot (*usually indicated as a frame hit or miss*) was caused by a piece of debris from an off-target miss or frame hit on an adjacent target (*ricochet hit*). In this case, the shot timings for the unclaimed shot may coincide with the shot timings for a frame hit on an adjacent target. If a ricochet hit is identified, nullify the unclaimed extra shot, and count the 10 or 20 record shots fired by the competitor.

6.6.5 Extra Shot(s), Timed or Rapid-Fire (Excessive Hits)

In rapid-fire stages, extra shots can be caused by a crossfire(s) from another target or, in rare cases, by a ricochet or debris from another target. ROs should follow these steps in the order they are listed:

- a) Record the firing point and numbers of shots displayed on the competitor's monitor on an RIF.
- b) If more than five hits are indicated in a rapid-fire series, obtain the shot timings for the competitor's firing point and any adjacent targets where there are missing shots (*insufficient hits*) to determine if there are any out-of-sequence shots that can be identified as crossfire shots. Nullify that shot or shots and count the remaining five shots as the competitor's score.
- c) If more than five hits are indicated in a rapid-fire series and a shot timing analysis cannot identify the crossfire shot(s), complete the ten-shot series. The competitor has the option of accepting the score of the lowest scoring shots equal to the number of shots the competitor fired, or they may refire the entire 10-shot series, if they notify the Range Officer before the next stage of fire. If the competitor elects to refire, they shall receive the score fired in the refire series, except that they may not receive a score that is higher than the required number of shots of highest value on the original target. If this occurs, the 10 highest value hits on the original target must be scored and credited to the competitor.

6.6.6 Failure of One or More Targets

If the target(s) or monitor(s) are not functioning (indicating scores) or there is an indication that the target is malfunctioning (*failure to indicate a fired shot or shots*) or scoring erratically, the following actions must be taken:

- a) **Competitor Claims Target is Scoring Inaccurately.** If a competitor complains that their target is scoring inaccurately or erratically, the Range and Technical Officers must evaluate the target and decide if the complaint has possible validity. If they conclude that the complaint may be justified, they can move the competitor to another target or relay, award extra time according to the amount of time lost in evaluating the complaint and authorize the competitor to complete that stage of fire. The Range and Technical Officers may nullify any shots that they determine are likely to be incorrectly scored. If the RO and TO subsequently determine that the target was scoring accurately, they must deduct a two-point penalty from the last shot in that stage of fire.
- b) **Power Failure.** If there is a power failure and the targets stop working, the computer memory will have stored the shot data and scores for all shots fired, except for any f shots that may have been fired between the power outage and a **CEASE FIRE** command. If there is a power outage during a slow-fire series, competitors must be allowed to complete the series they were firing within the time remaining when the **CEASE FIRE** command was given. Any shots fired after the power outage and before the **CEASE FIRE** command that were not scored and indicated on the competitor monitors or in the main computer must be refired. If there is a power outage during a rapid-fire series, all shots fired must be nullified and the complete series must be refired as a range alibi.

7.0 The National Matches

7.1 Statutory Authority

Newly enacted federal law established the National Matches in 1903. Congress and the President reestablished this authorization when the Corporation for the Promotion of Rifle Practice and Firearms Safety (CPRPFS) was created in 1996. The CMP conducts the National Matches in accordance with Title 36, U. S. Code, § 40725-40727. The National Matches are held annually at Camp Perry, Ohio, usually in July and August.

7.2 CMP National Matches

The CMP National Matches program includes CMP National Trophy Rifle and Pistol Matches, National CMP Games Matches and CMP National Championships in Pistol, Smallbore Rifle, Rimfire Sporter Rifle, Highpower Rifle, Long Range Rifle, Air Rifle and Air Pistol. CMP National Matches events are open to all persons, civilian or military, regardless of skill level. Authorized National Matches Pistol events and regulations for them are described in this Rule (7.0). Descriptions of the National Matches and these events are published in the annual **CMP National Matches Program**.

7.3 Armed Services Support

The Ohio National Guard provides personnel, equipment and supplies to support the National Matches in accordance with Title 36, U. S. Code, § 40727. The Ohio National Guard licenses the CMP to use Camp Perry ranges, housing, and administrative facilities. The U. S. Army Marksmanship Unit and the U. S. Marine Corps Weapons Training Battalion, in cooperation with the CMP, and with assistance from other military rifle and pistol teams, conduct schools and clinics that are part of the National Matches.

7.4 National Matches National Trophy Pistol Events

The **National Matches Program** includes the National Trophy Pistol and CMP National Match Pistol Championship events. Competitors in these events receive awards as described in the applicable Rule or National Matches Program.

7.4.1 National Trophy President's Pistol Match

The President's Pistol Match is an individual National Trophy Service Pistol Match conducted during the annual National Matches.

- a) **Arms Allowed.** The Match is fired with Service Pistols (Rule 4.1.1). Juniors must shoot .22 Rimfire Pistols with metallic sights (Rule 4.1.2) to be eligible for Junior awards.
- b) **Course of Fire.** The President's Pistol Course (40 shots, Table 3).
- c) **Awards.** The match winner is awarded the **President's Pistol Trophy**. The 100 highest scoring competitors are designated as "**The President's**

One Hundred” and are awarded President’s One Hundred medallions and certificates.

- d) **Junior Awards.** The high scoring Junior firing a .22 Rimfire Pistol is awarded a President’s Pistol Junior Plaque.

7.4.2 National Trophy Individual Service Pistol Match

The National Trophy Individual Pistol Match is a Service Pistol Match conducted during the National Matches. The top ten percent of Non-Distinguished competitors receive Service Pistol EIC credit points in accordance with these rules. The top ten percent of Non-Distinguished Junior competitors who shoot .22 Rimfire Pistols in this match receive EIC .22 Rimfire Pistol credit points in accordance with these rules.

- a) **Arms Allowed.** The Match is fired with Service Pistols (Rule 4.1.1). Juniors must shoot .22 Rimfire Pistols, with metallic sights (Rule 4.1.2), to be eligible for junior awards,
- b) **Course of Fire.** The Pistol National Match Course (30 shots, Table 4).
- c) **Awards.** The highest scoring competitor in each category of the National Trophy Individual Pistol Match receives the award listed below:
- **Overall Match Winner: General Custer Trophy.**
 - **Air Force: Curtis LeMay Trophy.**
 - **Reserve: U.S. Army Reserve Memorial Trophy.**
 - **National Guard: National Guard Association Trophy.**
 - **Police: Ancient Archer Trophy.**
 - **Civilian: Citizen’s Military Pistol (Silver Bowl) Trophy.**
 - **Junior: G. P. “Perry” DeFino Trophy.** Juniors must fire .22 Rimfire Pistols with metallic sights (Rule 4.1.6) to be eligible for this award.
 - **Women: Woman’s Pistol Trophy.**
 - **Senior: Senior Pistol Trophy.**
- d) **Individual Awards.** Individual competitors in the National Trophy Individual Match receive General Custer Trophy medals in accordance with Rule 9.3.6. Medals are awarded to the highest scoring 10 percent of all Non-Distinguished competitors in accordance with this Rule. Gold medals are awarded to competitors earning 10 points, silver medals to competitors earning eight points and bronze medals to competitors earning six points. A Distinguished competitor is awarded the same place

medal as the next Non-Distinguished competitor who places below that competitor.

7.4.3 National Trophy Pistol Team Match

The National Trophy Pistol Team Match is a National Trophy Service Pistol Team event conducted during the National Matches.

- a) **Team Composition.** Teams consist of a Team Captain, Team Coach and four (4) firing members. Law Enforcement teams consist of two (2) firing members. Junior teams consist of two (2) firing members.
- b) **Arms Allowed.** The Match is fired with Service Pistols (Rule 4.1.1). Juniors must shoot .22 Rimfire Pistols with metallic sights (Rule 4.1.2) to be eligible for junior awards,
- c) **Course of Fire.** Each team member fires the Pistol National Match Course (30 shots, Table 4).
- d) **Team Awards.** The firing members, coach, and team captain of the highest scoring team in each category of the National Trophy Pistol Team Match receive trophy plaques for the National Trophy listed. The second-place team in each category receives silver medals and the third-place team receives bronze medals.
 - **Overall Team Champion**, for four-person teams: **Gold Cup Trophy.**
 - **Reserve Component**, for four-person teams: **U.S. Coast Guard Memorial Trophy.**
 - **Law Enforcement**, for two-person teams: **American Indian Trophy.**
 - **Civilian**, for four-person teams: **Oglethorpe Trophy.**
 - **Junior**, for two-person teams: **Riding the High Places Junior Pistol Team Trophy.**

7.4.4 National Trophy Team Match Individual Awards. The highest scoring individual in each category of the National Trophy Pistol Team Match receives the award listed below:

- **Highest-Scoring Individual: Military Police Corps Trophy.**
- **Highest-Scoring Individual Army Competitor** (Active, Reserve, or National Guard): **General Mellon Trophy.**
- **Highest-Scoring Individual Air Force Competitor** (Active, Reserve, or National Guard): **General Carl Spaatz Trophy.**

7.4.5 National Matches 22 Rimfire Pistol Match

The National Matches 22 Rimfire Pistol Match is an individual match conducted during the National Matches. The top ten percent of Non-Distinguished competitors receive EIC 22 Rimfire Pistol credit points in accordance with these rules.

- a) **Arms Allowed.** The Match is fired with 22 Rimfire Pistols (Rule 4.1.2).
- b) **Course of Fire.** The Pistol National Match Course (30 shots, Table 4. All competitors must start every timed and rapid-fire series with the 45-degree angle low-gun start position (Rule 5.1.1 b).
- c) **Awards.** The highest scoring competitor in each category of the National Trophy 22 Rimfire Pistol Match receives awards as specified in the **National Matches Program.**

7.4.6 National Matches Service Revolver Match

The National Matches Service Revolver Match is an individual match conducted during the National Matches. The top ten percent of Non-Distinguished Service Revolver competitors receive EIC Service Revolver credit points in accordance with these rules.

- a) **Arms Allowed.** The Match is fired with Service Revolvers (Rule 4.1.3). Juniors must shoot .22 Rimfire Revolvers with metallic sights (Rule 4.1.4) to be eligible for junior awards,
- b) **Course of Fire.** The President's Pistol National Match Course (40 shots, Table 3).
- c) **Awards.** The highest scoring competitor in each category of the National Trophy Service Revolver Match receives awards as specified in the **National Matches Program.**

7.4.7 National Civilian Pistol Team Awards

The National Civilian Pistol Team consists of the four highest-scoring individual civilian competitors and the coach and captain of the highest-scoring civilian team in the National Trophy Pistol Team Match. Each member of the National Civilian Pistol Team is awarded an Elihu Root Gold Medal.

7.4.8 Special National Trophy Pistol Match Aggregates

- a) **NTI/NTT Aggregate.** The NTI/NTT aggregate consists of individual scores fired in the National Trophy Individual Pistol Match (7.4.2) and the National Trophy Pistol Team Match (7.4.3). The individual competitors with the highest scores in this aggregate receive the following awards:

- **Active Army: General Patton Trophy.**
- **Navy (Active or Reserve): Fleet Admiral Nimitz Trophy.**

- **Marine Corps** (Active or Reserve): **McMillan Trophy**.
 - **Civilian: Anheuser-Busch Trophy**.
- b) **President's/NTI Aggregate**. The President's/NTI aggregate consists of individual scores fired in the President' Pistol Match (7.4.1) and the 30-shot National Trophy Individual Pistol Match (7.4.2). The individual competitors with the highest scores in this aggregate receive the following awards:
- **Women: Rose B. Krelstein Trophy**.
 - **Infantry** (U. S. Army Active, Reserve, or National Guard): **25th Infantry Division Trophy**
 - **Navy: Wyatt Trophy**.
 - **Army New Shooter: MSG Aubrey E. Smith Trophy**

7.5 CMP National Championship Match Pistol Events

The National Matches Program includes CMP National Match Pistol Championship events described in this Rule.

7.5.1 .22 Rimfire Pistol Match

The 22 Rimfire Pistol Match is an individual National Match Pistol Championship event.

- a) **Arms Allowed**. The Match is fired with .22 Rimfire Match Pistols (Rule 4.2.2). There may be separate categories for competitors who fire pistols with metallic sights and pistols with any sights as defined in Rule 4.2.1 c).
- b) **Course of Fire**. The CMP .22 Rimfire Pistol Match Course (90 shots, Table 5).
- c) **Awards**. Awards will be provided as described in the ***National Matches Program***.

7.5.2 Centerfire Pistol Match

The Centerfire Pistol Match is an individual National Match Pistol Championship event.

- a) **Arms Allowed**. The Match is fired with Centerfire Match Pistols (Rule 4.2.3). There may be separate categories for competitors who fire pistols with metallic sights and pistols with any sights as defined in Rule 4.2.1 c).
- b) **Course of Fire**. The CMP Centerfire Pistol Match Course (90 shots, Table 6).
- c) **Awards**. Awards will be provided as described in the ***National Matches Program***.

7.5.3 45 Caliber Pistol Match

The .45 Caliber Pistol Match is an individual National Match Pistol Championship event.

- a) **Arms Allowed.** The Match is fired with .45 Caliber Match Pistols (Rule 4.2.4). There may be separate categories for competitors who fire pistols with metallic sights and pistols with any sights as defined in Rule 4.2.1 c).
- b) **Course of Fire.** The .45 Caliber Pistol Match Course (90 shots, Table 7).
- c) **Awards.** Awards will be provided as described in the ***National Matches Program***.

7.5.4 CMP National Match Pistol Any Sight Championship

This championship is a 270-shot aggregate consisting of scores fired by competitors who use pistols with any sights in the .22 Rimfire Pistol Match, the Centerfire Pistol Match, and the .45 Caliber Pistol Match. The individual competitor with the highest score in this Championship will receive the Reiter Cup National Champion Trophy. Other awards will be provided as described in the ***National Matches Program***.

7.5.5 CMP National Match Pistol Metallic Sight Championship

This championship is a 270-shot aggregate consisting of scores fired by competitors who used pistols with metallic sights in the 22 Rimfire Pistol Match, the Centerfire Pistol Match, and the .45 Caliber Pistol Match in all three of these matches. Awards will be provided as described in the ***National Matches Program***.

7.6 CMP National Match Pistol Team Events

*The National Matches may include competitions for four and two person teams in accordance with details provided in the ***National Matches Program***. The T.D. Smith III Trophy will be awarded to the winning 4-person team in the Match Pistol Team Aggregate.*

7.7 National Matches Schools

During the National Matches, the CMP offers instructional schools and special training opportunities for shooters and coaches. Detailed descriptions of the schools and clinics that are offered are found in the CMP National Matches Program.

7.8 CMP National Matches Entry Fees

*Entry fees for all CMP National Matches events shall be established by the CMP Programs Committee and published in the ***National Matches Program***.*

8.0 Excellence-In-Competition Matches

8.1 Purpose

Excellence-In-Competition (EIC) Matches are Service Rifle, Service Pistol, .22 Rimfire Pistol, Service Revolver, Smallbore Rifle, Air Rifle and Air Pistol competitions where Civilian and Service competitors can earn EIC credit points that count towards the awarding of Distinguished Badges for those disciplines. The highest-ranking Non-Distinguished competitors in EIC Matches earn EIC credit points in accordance with Rules 9.3 or 9.4. The number of EIC Matches in which a competitor may participate in any calendar year is limited in accordance with Rule 9.3.3 or 9.4.3.

8.2 Types of EIC Matches

Two types of EIC Matches are available to Civilian and Service Pistol or Revolver competitors, Regular and Special EIC Matches:

8.2.1 Regular EIC Matches

In Regular EIC Matches, the top Non-Distinguished competitors are awarded 10, 8 or 6 points in accordance with Rule 9.3. Regular EIC Matches are sanctioned and conducted for 1) Service Pistol, 2) 22 Rimfire Pistol and 3) Service Revolver. Regular EIC Matches are:

- a) National Trophy Individual Matches conducted by the CMP during the National Matches;
- b) Regular EIC Matches conducted by the CMP during CMP Competition Games;
- c) CMP-Sanctioned EIC Matches conducted by CMP-affiliated clubs authorized to organize EIC Matches; and
- d) Military EIC Matches conducted by the U. S. Army, U. S. Air Force, U. S. Navy, U. S. Marine Corps and U. S. Coast Guard in accordance with regulations prescribed by the respective Armed Services.

8.2.2 Special EIC Matches

Special EIC Matches may only be conducted by the CMP according to these rules or by the Armed Services according to their regulations. The top 10 percent of competitors in Special EIC Matches who have earned no previous EIC points are awarded a one-time, "introductory" EIC Service Pistol four-point credit. Competitors may earn only one EIC Service Pistol four-point credit. Rules governing Special EIC Matches that are conducted by the CMP are found in the **CMP Games Rifle and Pistol Competition Rules**. Special EIC Matches are:

- a) M9 and M16 Special EIC Matches conducted by the U. S. Army during the Pistol Small Arms Firing Schools at the National Matches;

- b) Special EIC Matches conducted by the CMP during Pistol Marksmanship 101 classes at CMP Competition Games or at CMP-affiliated clubs; and
- c) Special Service (Combat) EIC Matches conducted during Armed Services Championships.

8.3 Regulations for CMP-Sanctioned EIC Matches

8.3.1 CMP-Sanctioned EIC Matches

CMP-affiliated state associations, clubs and other organizations may apply to the CMP to conduct EIC Matches in conjunction with regional, state championship or other competitions or as separate EIC Matches. The CMP must approve and sanction all EIC Matches conducted by CMP-affiliated organizations prior to their being conducted. Only one EIC Match may be scheduled to take place in conjunction with a state or regional championship or during one series of competition events. EIC Matches may be conducted in the United States or U. S. territories or at U. S. military installations in other countries.

8.3.2 EIC Match Locations and Dates

EIC pistol matches must be scheduled and conducted as separate EIC events or courses of fire and may not be combined with any other competition events. Pistol EIC Match sponsors are encouraged to conduct Service Pistol, 22 Rimfire Pistol and Service Revolver EIC matches as separate matches during the same competition. CMP Competitions may authorize multi-location, multi-date Pistol EIC Matches with a maximum of three (3) locations on a maximum of three (3) consecutive weekends. Except for schedule or course of fire changes made in accordance with Rule 3.1.5, any deviation from these requirements must be approved in advance by CMP Competitions and explained in the Match Program (Rule 3.1.3) so that all potential competitors may be notified prior to the competition. Information regarding the location and dates of approved EIC matches is published on the CMP web site at <http://ct.thecmp.org>.

8.3.3 EIC Match Scheduling

Pistol EIC Matches must be fired as separate scheduled events. Pistol EIC Matches may have separate EIC relays on two or three days if the EIC Match is conducted in conjunction with a single multi-day pistol competition. All relays of an EIC Match must be fired on the same range. Any deviation from this Rule that is not approved by CMP Competitions in accordance with Rule 3.1.5 will be cause for disallowing the scores fired in that match.

8.3.4 Arms Allowed

Competitors in Pistol EIC Matches must fire the Service Pistol (Rule 4.1.1 & 4.1.2), the .22 Rimfire Pistol (Rule 4.1.3), or the Service Revolver (Rule 4.1.4), to be eligible to earn EIC credit points (Rule 9.2).

TABLE 9 – PISTOL EIC MATCHES		
EVENT	PISTOL	COURSE OF FIRE
Service Pistol	Service Pistol, Rule 4.1.1	30-shot National Match Course, Table 4
22 Rimfire Pistol	22 Rimfire Pistol, Rule 4.1.2	30-shot National Match Course, Table 4
Service Revolver	Service Revolver, Rule 4.1.3	40-shot President's Pistol Match, Table 3

8.3.5 Courses of Fire

All competitors in Service Pistol and .22 Rimfire EIC Matches must fire the Pistol National Match Course (30 shots, Table 4). All competitors in Service Revolver EIC Matches must fire the President's Pistol Match course of fire (40 shots, Table 3). EIC Pistol matches must be fired at 50 and 25 yards. All competitors in Special EIC (4-point) Matches must fire the M9 Pistol EIC Match Course (***CMP Games Rulebook***, 40 shots, Table 8). Sighters are not authorized in EIC Matches, except in Special EIC Matches.

8.3.6 Entry Fees

Each competitor in an EIC Match, regardless of Non-Distinguished or Distinguished status, must pay a fee of \$15.00 to be remitted to the CMP after the match. The match sponsor may charge an additional fee to cover expenses necessary to conduct the EIC match.

8.3.7 Entries in EIC Matches

Entries in all CMP-sanctioned EIC matches must be made through the EIC match sponsor and not the CMP.

8.3.8 EIC Match Reporting

EIC match sponsors must forward a match report, with the scorecards and CMP fees for all competitors who fire in EIC Matches, to the CMP within five (5) days following the completion of the competition. Reports, scorecards, and fees not received within 30 days will invalidate the EIC Match. The CMP, not the match sponsor, will determine EIC credit point winners and post scores for each EIC Match on the CMP Competition Tracker web site as soon as possible after scorecards are received from EIC Match sponsors. The official final EIC Match results are the results determined by the CMP after scorecards are returned to the CMP.

8.3.9 EIC Credit Points

Eligible Non-Distinguished competitors are awarded EIC credit points in accordance with Rule 9.3.

8.3.10 CMP-Sanctioned EIC Match Awards

The three highest-ranking competitors, regardless of Distinguished status, will be awarded gold, silver, and bronze CMP place medals. CMP gold, silver and bronze Achievement Pins may be awarded to all competitors who exceed CMP Achievement Award scores in accordance with Rule 3.12.3 (Table 2) regardless of Distinguished status.

9.0 Distinguished Badge Program

9.1 DISTINGUISHED PISTOL BADGES

Gold Distinguished Badges are the highest individual awards authorized by the U.S. Government for excellence in marksmanship competitions. Distinguished Badges are awarded by the CMP and the respective military commands in accordance with 36 USC §40722 [3]. The CMP only issues Distinguished Badges to competitors who earn them according to CMP Competition Rules. The name of the recipient, the year the badge was earned, and the badge serial number are engraved on each badge. The first Distinguished Badges were awarded by the U.S. Army in 1884. The current Distinguished Badge Program offers opportunities for competitors to earn these prestigious badges in 11 different Distinguished Badge programs. The chart (TABLE 10 below) describes the Distinguished Badge programs administered by the CMP under authority granted to it by Federal law. The regulations that follow govern the awarding of Distinguished Pistol Shot, Distinguished 22 Rimfire Pistol and Distinguished Service Revolver Badges.

TABLE 10-- CMP DISTINGUISHED BADGE PROGRAMS

Badge Title	Awarded for Excellence in:
U. S. Distinguished International Shooter Badge	ISSF Championships, while competing as a member of the USA National Team; or WSPS Championships while competing as a member of the USA National Team.
Distinguished Rifleman	Highpower Service Rifle NT and EIC competitions
Distinguished Pistol Shot	Service Pistol NT and EIC competitions
Distinguished 22 Rimfire Pistol	22 Rimfire Pistol EIC competitions
Distinguished Service Revolver	Service Revolver EIC competitions

Distinguished Marksman	NT and EIC Service Rifle or Pistol competitions
Junior Distinguished	Junior three-position air rifle competition in either the precision or sporter categories
Distinguished Smallbore Rifle Position	Smallbore Rifle three-position EIC competitions
Distinguished Smallbore Rifle Prone	Smallbore Rifle prone EIC competitions
Distinguished Air Rifle	Air Rifle EIC competitions
Distinguished Air Pistol	Air Pistol EIC competitions

9.2 Distinguished Badge Program Administration

9.2.1 Military Badge Program Administration

The respective Armed Services administer Distinguished Rifleman Badge and Distinguished Pistol Shot Badge programs for Active Service, Reserve and National Guard personnel in accordance with applicable Service regulations. Service members (Active and Reserve) must earn these badges in accordance with the regulations of their respective Service. The Distinguished Rifleman and Distinguished Pistol Shot Badges and the Distinguished International Shooter Badge are authorized for wear on military uniforms.

9.2.2 Civilian Badge Program Administration

The CMP administers Distinguished Rifleman and Distinguished Pistol Shot Badge programs for civilians in accordance with Title 36 USC §40722 (3) and these Rules. The CMP administers the U. S. Distinguished International Shooter Badge and Distinguished Marksman Badge programs and the Distinguished Badge programs for 22 Rimfire Pistol, Smallbore Rifle Position, Smallbore Rifle Prone, Service Revolver, Air Rifle and Air Pistol for all competitors in accordance with Title 36 USC §40722 (3) and these Rules.

9.2.3 Master Files for Distinguished and EIC Records

The CMP maintains master files of all Civilian and Service Distinguished Badge winners. This file records the badge number, name of the recipient and date of the award. The CMP also maintains, for the Badge programs that it administers, master files of all competitors who earn EIC credit points that count towards Distinguished designation. These files are posted on the CMP web site at <http://ct.thecmp.org>.

9.3 Pistol Distinguished Badges

The CMP awards four Distinguished Badges for excellence in pistol competitions, the Distinguished Pistol Shot, Distinguished 22 Rimfire Pistol, Distinguished Service Revolver and Distinguished Air Pistol Badges. In addition to general CMP eligibility requirements (see Rule 2.0), the following eligibility requirements apply

for participants in Service Pistol, 22 Rimfire Pistol, Service Revolver and Air Pistol EIC Matches:

9.3.1 EIC Service Pistol Match Eligibility for Service Competitors

Non-Distinguished Service competitors may compete to earn EIC credit points in the National Matches and CMP-sanctioned Service Pistol EIC matches, but the military services may restrict the number and type of EIC matches where military competitors are eligible to earn EIC credit points. Non-Distinguished military competitors, who according to their service regulations cannot be credited with points earned in the National Matches or CMP-sanctioned EIC Matches, shall be counted as ineligible competitors in determining the total number of Non-Distinguished competitors.

9.3.2 Eligibility for 22 Rimfire and Service Revolver EIC Matches

All Non-Distinguished Civilian and Service competitors are eligible to compete in 22 Rimfire Pistol and Service Revolver EIC Matches in accordance with these Rules, regardless of their Service Pistol Distinguished status.

9.3.3 EIC Match Limitations for Non-Distinguished Competitors

The number of EIC matches in which Non-Distinguished competitors may compete for EIC points is limited. The eligibility of Non-Distinguished Service competitors to compete in Service Pistol EIC Matches is limited by Service regulations. In any calendar year, the eligibility of Non-Distinguished Civilians to compete in Service Pistol EIC Matches and the eligibility of Civilian and Service competitors to compete in 22 Rimfire Pistol and Service Revolver EIC Matches is limited to the following for each Badge category:

- a) One National Trophy Individual Match.
- b) A maximum of five (5) CMP-sanctioned EIC matches, except that in years when there is no National Trophy Individual Match, a maximum of six (6) CMP-sanctioned EIC matches may be fired. The scores of any competitor who fires in more than five (5) EIC matches in one calendar year, except as authorized in this Rule, will not be counted in determining EIC credit points.
- c) A service-sponsored EIC match may be fired and counted in lieu of one of the five (5) CMP-sanctioned EIC matches if Civilian entries are accepted in that match.
- d) Civilian or Service shooters who do not have any EIC credit points in that event, also may enter and compete in Special EIC Matches sponsored by the CMP, or in Special EIC Matches sponsored by a branch of the Armed Services, where a maximum of four EIC credit points may be earned. Civilian military academy cadets who earn four EIC credit points in Special Service (Combat) EIC Matches will be credited with those

points. These special introductory EIC matches do not count as one of the five (5) regular CMP-sanctioned EIC matches specified above.

9.3.4 EIC Match Eligibility for Distinguished Competitors

Distinguished competitors may compete for CMP Place Medals (Rule 8.3.10) and CMP Achievement Pins (Rule 3.11.3) in as many EIC matches as they wish. If range capacity is limited, preference for entries in CMP-sanctioned EIC matches other than the National Trophy Individual Matches must be given to Non-Distinguished competitors.

9.3.5 Criteria for Earning EIC Credit Points

Non-Distinguished Civilians may earn credit points toward Distinguished designation in the following matches:

- a) National Trophy Individual Pistol Matches.
- b) CMP-sanctioned EIC matches.
- c) EIC matches conducted by a branch of the U. S. Armed Forces in accordance with applicable Service regulations governing EIC matches. Civilians who place among the top ten percent of the Non-Distinguished Service and Civilian competitors in any Service EIC match may, by submitting a request and match results bulletin to CMP, be awarded with EIC credit points for that match if that is the only service-sponsored EIC match they have fired in that calendar year (Rule 9.2.2).
- d) Special EIC Matches are sponsored and conducted by the CMP in accordance with ***CMP Games Rifle and Pistol Competition Rules*** (Rule 1.3.2 in the Games Rulebook). Only one four-point EIC credit may be counted towards Service Pistol Distinguished designation.
- e) To be eligible to earn EIC credit points for the Distinguished Pistol Shot, Distinguished 22 Rimfire Pistol and Distinguished Revolver Badges, competitors must shoot in regular, legal positions (5.1.1).

9.3.6 Recognition of EIC Match Results

In order for EIC credit points earned in a CMP-sanctioned EIC match to be recognized, the EIC match must:

- a) Comply with ***CMP Competition Rules***.
- b) Use a National Match Course for Service Pistol or 22 Rimfire Pistol EIC Matches (Table 4), the President's Pistol Match course of fire for Service Revolver EIC Matches (Table 3), or the M9 Pistol EIC Match Course (See ***CMP Games Rifle and Pistol Competition Rules, Table 9***).
- c) Be one of the eligible EIC matches permitted for that competitor (Rule 9.3.3).

- d) Be completed at all stages. If any stage is not completed due to circumstances beyond the match sponsor's control, the match sponsor must petition the CMP for a waiver in accordance with Rule 3.1.5.
- e) Have at least six (6) eligible Non-Distinguished competitors who fire recorded shots in at least two stages of competition in Pistol EIC Matches (*stages are slow-fire, timed-fire and rapid-fire*). *Note: 10% of six competitors equals 0.6 legs. 0.6 rounds up to 1.0 in accordance with rounding Rule 9.2.7.*

9.3.7 Determining EIC Credit Points

The highest scoring 10 percent of all Non-Distinguished competitors who fired recorded shots in at least two stages of the competition in EIC Matches are awarded EIC credit points in accordance with this formula (Table 10, EIC Credit Point Table), provided that the score fired by the competitor equals or exceeds the EIC Minimum Credit Score (MCS, Rule 9.3.8):

- a) Highest one-sixth of the top 10 percent: Gold medal or 10 points.
- b) Next highest two-sixths of top 10 percent: Silver medal or eight points.
- c) Remaining three-sixths of top 10 percent: Bronze medal or six points.
- d) In computing the awarding of EIC points, fractions of 0.6 or higher are rounded to the next higher number (For example, for 76 Non-Distinguished competitors there would be 8 medals awarded. $10\% = 7.6$ which rounds up to 8.).
- e) All Civilian competitors who earn a medal in a National Trophy Individual Match receive ten points.
- f) All eligible competitors who earn EIC credit points in a Special EIC Match receive four points.
- g) Former Military. If a Service member does not receive the Distinguished Pistol Shot Badge while in the service, the CMP will accept points earned in military EIC Matches as credit points that count towards Civilian Distinguished Pistol Shot designation.

Table 11 -- EIC Credit Point Table

Eligible Non-Distinguished Competitors	Legs	Gold	Silver	Bronze
1 to 5	0	0	0	0
6 to 15	1	0	0	1
16 to 25	2	0	1	1
26 to 35	3	0	1	2
36 to 45	4	1	1	2
46 to 55	5	1	1	3
56 to 65	6	1	2	3
66 to 75	7	1	2	4
76 to 85	8	1	3	4
86 to 95	9	1	3	5
96 to 105	10	2	3	5
Etc.				

9.3.8 EIC Minimum Credit Scores

To receive EIC credit points, the score fired by the competitor must fulfill the requirements of Rule 9.3.7 (*top 10%, etc.*) and equal or exceed the EIC Minimum Credit Score (MCS) for that discipline. Minimum Credit Scores are:

- a) Service Pistol: 250 x 300
- b) .22 Rimfire Pistol: 260 x 300
- c) Service Revolver: 315 x 400
- d) Minimum Credit Scores will not be adjusted for weather or other conditions. If an EIC match course of fire is shortened in accordance with Rules 3.1.5 and approved by the CMP, the MCS requirement will not apply for that match.

9.3.9 Silver and Bronze EIC Badges

The CMP awards bronze EIC badges to Civilian competitors after they have earned at least six points towards Distinguished designation. The CMP awards silver EIC badges to Civilian competitors after they have earned at least 20 points.

9.3.10 Awarding of Distinguished Badges

The CMP awards the Distinguished Pistol Shot Badge, the Distinguished 22 Rimfire Pistol Badge or the Distinguished Revolver Badge when a Civilian competitor earns 30 or more points with the firearm concerned and has earned at least one eight or ten-point award.

9.4 Distinguished Marksman Badge

The Distinguished Marksman Badge is a Distinguished Badge that may be earned by competitors with limitations or disabilities that require them to compete with adaptive firing positions, adaptive equipment, or special techniques in order to complete EIC rifle or pistol courses of fire. The Distinguished Marksman Badge may be earned in any CMP Rifle or Pistol discipline where EIC Matches are sponsored or sanctioned. The awarding of the Distinguished Marksman Badge is governed by this Rule:

9.4.1 Competitor Eligibility (Distinguished Marksman Program, Competitor Eligibility)

A competitor with a permanent disability or impairment who fulfills the general CMP eligibility requirements (Rule 2.0), and who is approved by the CMP to participate in the Distinguished Marksman Program in accordance with Rule 2.5.2 b), is eligible to compete in EIC Matches and earn EIC credit points that count towards the awarding of the Distinguished Marksman Badge.

9.4.2 Criteria for Earning EIC Credit Points

Eligible competitors who are approved to participate in the Distinguished Marksman Program may earn EIC credit points as follows:

- a) A competitor who competes in an EIC or National Trophy Service Rifle Match who fires a score that equals or exceeds the Minimum Credit Score (MCS, Rule 9.3.8, 250-Service Pistol, 260-22 Rimfire Pistol, 315-Service Revolver) for this discipline will receive six (6) EIC credit points.
- b) A competitor who competes in a Special EIC Match (Rules 1.4.2 & 8.2.2) who fires a score equal to or exceeding the lowest score that earned a 4-point EIC credit in that Match will receive four (4) EIC credit points.
- c) If an eligible competitor fires a score in an EIC or National Trophy Rifle Match that equals or exceeds the score fired by a competitor who received eight (8) or ten (10) EIC points in that Match, that competitor will also receive that same number of EIC credit points.
- d) If a competitor earned fewer than 30 EIC Service Pistol, 22 Rimfire Pistol or Service Revolver credit points before becoming disabled and eligible for

this program, those EIC credit points may be credited as Distinguished Marksman credit points.

9.4.3 Limited EIC Match Eligibility

Competitors who are approved to compete to earn Distinguished Marksman EIC credit points may compete for EIC points in a maximum of one National Trophy Individual Match and five (5) CMP-sanctioned Service Pistol, 22 Rimfire Pistol or Service Revolver EIC matches in any calendar year.

9.4.4 Awarding of Distinguished Marksman Badges

The CMP awards the Distinguished Marksman Badge when an authorized competitor earns 30 or more points in Service Pistol, 22 Rimfire Pistol or Service Revolver EIC Matches in accordance with Rule 9.4.2.

10.0 National Records

10.1 Purpose

National Records give special recognition to the most outstanding scores fired in CMP-governed shooting events. This rule establishes standards for National Record recognition. A current National Record List is published on the CMP website (<https://thecmp.org/competitions/cmp-national-records/>).

10.2 Standards for Establishing Records

To be recognized as a National Record, competitors' scores must fulfill these conditions:

10.2.1 Eligible Competitions

National Record scores must be fired in competitions conducted or supervised by the CMP Staff in accordance with applicable **CMP Competition Rules**. Competitions where CMP National Records may be established are the National Matches and CMP Competition Games. Scores fired in any National Matches or CMP Competition Games event that was conducted according to CMP Competition Rules are eligible for National Record consideration.

10.2.2 Record Recognition Procedure

CMP Staff will complete a review of results lists from eligible past competitions to prepare a list of CMP National Records. This list will be published on the CMP website. Possible new National Records will be identified after each eligible competition and the list of National Records will be updated as required. Any competitor or other person who believes that a possible National Record has been overlooked is encouraged to contact CMP Competitions at competitions@thecmp.org.

10.2.3 Tied Scores

When two or more competitors have the same numerical score that is a possible National Record, the score with the highest X-count will be recognized. If two or more competitors have the same numerical score and the same X-count, the tie will not be broken, and they will be recognized as National Record co-holders.

10.3 Pistol National Record Events and Categories

Pistol National Records will be recognized for Service Pistols (Rules 4.1.1) and .22 Rimfire Pistols, with metallic sights (Rule 4.1.2), Service Revolvers, with metallic sights (Rule 4.1.3) and Match Pistols, with any sights (Rules 4.2.1 – 4.2.5) in the events and categories identified in Table 12, when those events are fired outdoors at distances of 50 and 25 yards.

Table 12 – Pistol National Record Events and Categories					
EVENT	CATEGORY				
	Open	Women	Junior	Senior	L.E.
Service Pistol, 30-shot National Match Course	X	X		X	X
Service Pistol, 40-shot Presidents' Course	X	X		X	X
.22 Rimfire Pistol, 30-shot National Match Course	X	X	X	X	X
.22 Rimfire Pistol, 40-shot Presidents' Course			X		
Service Revolver 40-shot Presidents' Course	X	X	X	X	X
4-Person Teams, 4 x 30 shots	X				
2-Person Teams, 2 x 30 shots			X		X

Match Pistol National Record Events and Categories

EVENT	CATEGORY				
	Open	Women	Junior	Senior	L.E.
.22 Rimfire Pistol Match Course, 90 shots	X	X	X	X	X
Centerfire Pistol Match Course 90 shots	X	X	X	X	X
.45 Caliber Pistol Match Course 90 shots	X	X	X	X	X
Match Pistol Three-Gun Aggregate, 270 shots	X	X	X	X	X
4-Person Teams, 4 x 30 shots	X		X		
2-Person Teams, 2 x 30 shots	X		X		
22 Rimfire Match Pistol, 20 shots slow-fire, 50 yards	X	X	X	X	X
22 Rimfire Match Pistol, 30 shots National Match Course	X	X	X	X	X
22 Rimfire Match Pistol, 20 shots timed-fire	X	X	X	X	X
22 Rimfire Match Pistol, 20 shots rapid-fire	X	X	X	X	X
Center-Fire Match Pistol, 20 shots slow-fire, 50 yards	X	X	X	X	X
Center-Fire Match Pistol, 30 shots National Match Course	X	X	X	X	X
Center-Fire Match Pistol, 20 shots timed-fire	X	X	X	X	X
Center-Fire Match Pistol, 20 shots rapid-fire	X	X	X	X	X

45 Caliber Match Pistol, 20 shots slow-fire, 50 yards	X	X	X	X	X
45 Caliber Match Pistol, 30 shots National Match Course	X	X	X	X	X
45 Caliber Match Pistol, 20 shots timed-fire	X	X	X	X	X
45 Caliber Match Pistol, 20 shots rapid-fire	X	X	X	X	X

Annex A – Pistol Firing Procedures and Commands

The following range procedures and range commands must be used to conduct Service Pistol and .22 Rimfire Pistol events.

BASIC SAFETY RULES AND STANDARDS TO BE ENFORCED IN ALL CMP-SANCTIONED MATCHES (To be reviewed in the pre-match safety briefing):

- A safety flag (Empty Chamber Indicator) must be inserted in your pistol at all times except during preparation and firing periods.
- Competitors and other personnel who are on the firing line during CMP Pistol Matches are required to wear appropriate eye and hearing protection (see Rule 3.6.2).
- Keep all pistol muzzles pointed downrange towards the targets or, when carrying pistols, up or down.
- You are permitted to carry boxed or cased pistols behind the firing line; you are not permitted to open pistol boxes or cases or handle pistols behind the line (see definitions of “carry” and “handle” in Rule 3.6).
- Do not take pistol boxes, pistols, or equipment to the firing line until instructed to do so.
- Do not unbox your pistol until instructed to do so.
- You may handle your pistols after bringing them to the firing line and the Range Officer has instructed competitors to take pistols out of their boxes or cases. When pistol boxes are opened, pistol actions must be open and safety flags must be inserted. Safety flags may not be removed, or actions closed until the preparation period starts.
- Do not load until the command **LOAD** is given.
- Upon completion of firing or when a **CEASE FIRE** command is given, open your pistol action, remove magazine, or open cylinder, insert a safety flag and place it on the bench.
- Do not remove your pistol or pistol box from the firing line until the Range Officer instructs you to do so.
- Do not go forward of the firing line until the Range Officer authorizes you to do so.
- If you have a malfunction, keep the pistol pointed downrange and raise your non-shooting hand. Do not attempt to clear the pistol. A Range Officer will check the pistol to determine if the malfunction is ALLOWABLE or NON-ALLOWABLE and then instruct you to clear the pistol.
- If you have a problem, remain in position, keep your pistol muzzle pointed downrange and raise your hand, a Range Officer will assist you.
- When you score another competitor’s target, you are a Match Official responsible for the accurate and fair scoring of that competitor’s target.
- **For .22 Rimfire Pistol EIC Matches:** You are reminded that the ready position for timed and rapid-fire series is with the pistol down at a 45-degree angle. If the bench does not permit you to hold the pistol down at a 45-degree angle, the pistol must be held as low as possible, without touching the bench.

- Anyone who observes an unsafe condition may call **CEASE FIRING** at any time
- If any competitors have medical issues (bee sting allergy, etc.) that the CRO should be aware of, please inform us.

SAFETY DEFINITIONS AND REGULATIONS:

- **Safety Flag.** A safety flag is an empty chamber indicator (ECI) with a probe that inserts into an empty chamber when the action is open. The safety flag must have a yellow or orange-colored flag that extends out from the open action so that it can readily be seen by match officials and competitors to confirm that the pistol is clear.
- **Unloaded Pistol.** A pistol with an open action, magazine removed (or cylinder out) and chamber empty with a safety flag inserted.
- **Cleared Pistol.** A pistol with an open action, magazine removed or cylinder open, with chamber empty and safety flag (ECI) inserted to confirm that the pistol is cleared and has been checked by a Range Officer.
- **Cleared Range.** A range where a Range Officer has confirmed that all pistols on the firing line are cleared, benched with safety flags inserted and checked by a Range Officer, with no pistols being handled by any person.
- **Loaded Pistol.** A pistol is loaded when a cartridge is inserted in the chamber or brought into contact with the pistol, or when a magazine/clip containing cartridges is brought into contact with the pistol. Pistols may only be loaded after the Range Officer commands **LOAD**.
- **Firing Line.** A designated area on the range with separate firing points where competitors stand while firing. Pistol firing lines usually have a bench immediately to the front of the firing line where competitors may place their pistol boxes or cases, ammunition, and other equipment. Only competitors on a relay that is firing, and match officials are permitted in the area immediately behind the firing line.
- **Call to Firing Line.** No one is permitted to move pistol boxes, pistols, or equipment to the firing line until the Range Officer instructs them to do so. After a relay of shooters is called to the firing line and the Range Officer will instruct them to unbox or uncase their pistols. After pistol boxes or cases are opened, competitors must insert safety flags, set up their equipment and handle their pistols. Safety flags must remain inserted until the preparation period begins. Approximately two minutes is allowed between the call to the firing line and the beginning of the first preparation period.

- **Preparation Period.** Two minutes after a relay is called to the firing line, targets will be turned to face competitors and the Range Officer will announce the beginning of a three-minute preparation period. During this period, competitors may handle their pistols, remove safety flags, and dry fire. No one may load a pistol during the preparation period. Targets are turned away from competitors at the end of the preparation period.
- **CEASE FIRING.** A range command that directs competitors to stop firing immediately. Targets are normally turned in coordination with the **CEASE FIRE** command.
- **Loading.** Loading pistols for all firing series is done by inserting five rounds in a magazine (or cylinder), placing the magazine in the pistol and closing the action. Competitors may pre-load magazines. Magazines containing cartridges may not be inserted in pistols until the command **LOAD** is given.
- **IS THE LINE READY?** This is a question asked by the Range Officer after the command **LOAD**. Any competitor who is not ready or whose target is not in order must immediately call “Not Ready.” This is the last opportunity for a competitor to claim that they are not ready or that their target is not in order. The Range Officer will declare **THE LINE IS READY** after determining that all competitors are safely loaded.
- **IS THE LINE CLEAR?** This is a question asked by the Range Officer after they command **CEASE FIRE, UNLOAD, MAGAZINES OUT, SLIDES BACK, INSERT SAFETY FLAGS, PLACE PISTOLS ON THE BENCH**. The Range Officer will declare **THE LINE IS CLEAR** after determining that all pistols are cleared and benched with safety flags inserted.
- **THE LINE IS CLEAR, GO FORWARD...** After confirming that all pistols on the firing line are cleared, the Range Officer can declare the the range is “clear” for competitors and other personnel to go downrange to place targets, score, replace or retrieve targets.
- **Malfunction.** A malfunction is the failure of the pistol or ammunition to function properly. A competitor will normally be given a refire if the malfunction is not the fault of the competitor. If the malfunction is the fault of the competitor, no alibi or refire is allowed.

PISTOL PROCEDURES AND COMMANDS

Note: These “Procedures and Commands” are provided as a model. They are based on procedures and commands used by the CMP Range Staff in conducting National Matches Pistol events. You may need to make minor adaptation in order to use them for Pistol events that are conducted on your range.

COMMAND	INSTRUCTIONS/ALTERNATE ACTIONS
50-YARD SLOW-FIRE STAGE COMMANDS	
<p>Turn targets to edge</p> <p>WELCOME TO THE CMP-SANCTIONED (Match Name) PISTOL MATCH.</p> <p>RELAY (number), (MATCH NAME).</p> <p>TAKE YOUR POSITIONS ON THE FIRING LINE. PLACE YOUR PISTOL BOXES ON THE BENCH. DO NOT OPEN YOUR BOXES</p> <p>IS THE LINE CLEAR?</p>	<p><i>After calling competitors to the firing line, pistol boxes or cases must be placed on the bench. They must remain unopened until after competitors go forward and place their targets.</i></p> <p><i>Range Officers must confirm that the line is clear.</i></p>
<p>Range Officer(s) must check each pistol box or case to be sure it is closed (any uncased pistols must have actions open with safety flags inserted).</p>	
<p>Turn targets to face</p> <p>THE LINE IS CLEAR, GO FORWARD AND PLACE A 50-YARD SLOW-FIRE TARGET.</p>	
<p>After competitors return to the firing line</p>	

COMMAND	INSTRUCTIONS/ALTERNATE ACTIONS
<p>ARE ALL PERSONNEL BACK FROM DOWNRANGE?</p> <p>Turn targets to edge</p> <p>THE RANGE IS CLEAR. SHOOTERS TO THE LINE. YOU MAY OPEN YOUR BOXES AND HANDLE YOUR PISTOLS. YOUR PREPARATION PERIOD WILL BEGIN IN TWO MINUTES.</p>	<p><i>Range Officers must confirm that all competitors and other personnel are back behind the firing line before proceeding.</i></p> <p><i>Competitors in that relay may open their pistol boxes or cases after this command. Competitors may handle their pistols, but they may not dry fire and safety flags must remain inserted with pistol actions open until the preparation period begins.</i></p>
<p>TIME: Two (2) Minutes; after two (2) minutes</p>	
<p>YOUR THREE-MINUTE PREPARATION PERIOD BEGINS NOW.</p> <p>Turn targets to face</p>	<p><i>Competitors may continue to prepare for firing. They may remove safety flags, close pistol actions or dry fire. They may not load their pistols.</i></p>
<p>TIME: Three (3) Minutes; after three (3) minutes</p>	
<p>Turn targets to edge.</p> <p>THE PREPARATION PERIOD HAS ENDED.</p> <p>THIS STAGE WILL BE 10 SHOTS SLOW FIRE, FIRED IN A TIME LIMIT OF 10 MINUTES...LOAD</p> <p>(Pause to give competitors time to load)</p> <p>IS THE LINE READY?</p> <p>THE LINE IS READY</p> <p>READY ON THE RIGHT</p> <p>(3-5 second pause)</p> <p>READY ON THE LEFT</p>	<p><i>Competitors may not insert magazines containing cartridges in their pistols until after the command LOAD.</i></p> <p><i>If the line is not ready, command: THE LINE IS NOT READY</i></p> <p><i>After confirming that the line is ready, resume commands</i></p>

COMMAND	INSTRUCTIONS/ALTERNATE ACTIONS
<p>(3-5 second pause) READY ON THE FIRING LINE After 3 seconds... Turn targets to face</p>	<p><i>Competitors may continue firing and reloading until they have fired ten shots.</i></p>
<p>TIME: Ten (10) Minutes; after ten (10) minutes</p>	
<p>Turn targets to edge CEASE FIRE, UNLOAD, MAGAZINES OUT, SLIDES BACK, CYLINDERS OPEN, INSERT SAFETY FLAGS, PLACE PISTOLS ON THE BENCH. MAKE THE LINE CLEAR.</p>	<p><i>If competitors must move their equipment to a separate 25-yard firing line, instruct competitors PLACE YOUR GUNS IN THE BOX</i></p>
<p>Range Officer(s) must check each pistol to be sure it is cleared with a safety flag inserted</p>	
<p>IS THE LINE CLEAR ON THE RIGHT? IS THE LINE CLEAR ON THE LEFT? THE LINE IS CLEAR ... GO FORWARD...SCORE AND REPLACE TARGETS WITH A 25-YARD TIMED-FIRE TARGET. MOVE YOUR TARGETS (OR EQUIPMENT) TO THE 25-YARD LINE. Turn targets to face</p>	<p><i>If the line is not clear, command: THE LINE IS NOT CLEAR. Resolve the issue then resume commands</i></p> <p><i>Competitors must go forward with scorecards and new targets (or pasters). Competitors may score to their left—pass scorecards to their right or odd-even firing point competitors can exchange scorecards and score.</i></p>
<p>After all personnel are back from downrange, continue with the timed/rapid-fire commands below.</p>	

25-YARD TIMED/RAPID-FIRE STAGE COMMANDS

THE RANGE IS CLEAR ...

Turn targets to edge

TAKE YOUR POSITIONS ON THE LINE...YOU MAY HANDLE YOUR PISTOLS.

After authorizing competitors to handle their pistols, allow a brief delay for competitors to take their positions, handle their pistols and prepare for firing.

If firing is done on a range where competitors must close their pistol boxes and move forward to the 25-yard line for timed and rapid-fire series, the commands should be:
THE RANGE IS CLEAR...TAKE YOUR POSITIONS...YOU MAY UNBOX AND HANDLE YOUR PISTOLS. (allow approximately one minute for competitors to unbox their pistols and set up their firing points)...YOU MAY HANDLE YOUR PISTOLS.

TIME: 30 to 60 seconds

THIS STAGE WILL BE TWO 5-SHOT TIMED-FIRE/RAPID-FIRE SERIES, WITH A TIME LIMIT OF 20/10 SECONDS PER SERIES

WITH FIVE ROUNDS...LOAD

IS THE LINE READY?

THE LINE IS READY

READY ON THE RIGHT

(3-5 second pause)

READY ON THE LEFT

(3-5 second pause)

READY ON THE FIRING LINE

After 3 seconds...

*If this is a .22 Rimfire Pistol EIC Match, remind competitors that the timed and rapid-fire ready position is with the pistol held down at a 45 degree angle and that Competitors must be in the ready position (as defined by Rule 5.1.1 b) at the command **READY ON THE FIRING LINE.***

*Competitors may not insert magazines containing cartridges in their pistols until after the command **LOAD***

If the line is not ready, command:

THE LINE IS NOT READY

After confirming that the line is ready, resume commands.

<p>Turn targets to face</p>	<p><i>Competitors must be in the prescribed ready position as defined in Rule 5.1.1 at the command READY ON THE FIRING LINE.</i></p>
<p>TIME: 20 or 10 seconds; after 20 or 10 seconds</p>	
<p>Turn targets to edge CEASE FIRE, ARE THERE ANY SAVED ROUNDS OR REFIRES?</p> <p>I SEE NONE (OR) THERE ARE REFIRES ON POINT (point numbers)</p> <p>UNLOAD, MAGAZINES OUT, SLIDES BACK, CYLINDERS OPEN MAKE THE LINE CLEAR. IS THE LINE CLEAR ON THE RIGHT? IS THE LINE CLEAR ON THE LEFT? THE LINE IS CLEAR</p>	<p><i>If a competitor has a malfunction during a 5-shot series, they must keep the pistol pointed downrange without attempting to clear it and raise their non-shooting hand.</i></p> <p><i>A Range Officer must determine if any malfunction is ALLOWABLE or NON-ALLOWABLE.</i></p> <p><i>Competitors may keep pistols in their hands between series.</i></p>
<p>Targets remain edged THIS WILL BE YOUR SECOND TIMED/RAPID-FIRE SERIES.</p> <p>WITH FIVE ROUNDS...LOAD</p> <p>IS THE LINE READY? THE LINE IS READY READY ON THE RIGHT (3-5 second pause) READY ON THE LEFT (3-5 second pause) READY ON THE FIRING LINE After 3 seconds...</p>	<p><i>Competitors may not insert magazines containing cartridges in their pistols until after the command LOAD</i></p> <p><i>If the line is not ready, command: THE LINE IS NOT READY After confirming that the line is ready, resume commands</i></p> <p><i>Competitors must be in the prescribed ready position as defined in Rule 5.1.1</i></p>

<p>Turn targets to face</p>	<p>at the command READY ON THE FIRING LINE.</p>
<p>TIME: 20 or 10 seconds; after 20 or 10 seconds</p>	
<p>Turn targets to edge CEASE FIRE, ARE THERE ANY SAVED ROUNDS OR REFIRE?</p> <p>I SEE NONE (OR) THERE ARE REFIRE ON POINT (point numbers)</p> <p>UNLOAD, MAGAZINES OUT, SLIDES BACK, CYLINDERS OPEN. PLACE YOUR PISTOLS ON THE BENCH OR IN THE BOX. MAKE THE LINE CLEAR.</p> <p>IS THE LINE CLEAR ON THE RIGHT? IS THE LINE CLEAR ON THE LEFT?</p> <p>THE LINE IS CLEAR</p>	<p><i>If a competitor has a malfunction during a 5-shot series, they must keep the pistol pointed downrange without attempting to clear it and raise their non-shooting hand.</i></p> <p><i>A Range Officer must determine if any malfunction is ALLOWABLE or NON-ALLOWABLE.</i></p> <p><i>After clearing pistols all competitors who are not firing refires must bench their pistols and step back from the firing line.</i></p>
<p>25 YARD TIMED/RAPID-FIRE ALIBI SERIES</p>	
<p>Targets remain edged</p> <p>THE NEXT COMMANDS ARE REFIRE SHOOTER(S) ONLY</p> <p>THIS WILL BE THE TIMED-FIRE/RAPID-FIRE SERIES</p> <p>FOR YOUR ALIBI TIMED/RAPID-FIRE SERIES...WITH FIVE ROUNDS...LOAD</p>	<p><i>The Range Officer may announce the firing points that are authorized to refire.</i></p> <p><i>Competitors may not insert magazines containing cartridges in their pistols until after the command LOAD.</i></p>

<p>IS THE LINE READY? THE LINE IS READY READY ON THE RIGHT (3-5 second pause) READY ON THE LEFT (3-5 second pause) READY ON THE FIRING LINE After 3 seconds...</p> <p>Turn targets to face</p>	<p><i>If the line is not ready, command:</i> THE LINE IS NOT READY <i>After confirming that the line is ready, resume commands.</i></p>
<p>TIME: 20 or 10 seconds; after 20 or 10 seconds</p>	
<p>Turn targets to edge. CEASE FIRE, UNLOAD, MAGAZINES OUT, SLIDES BACK, CYLINDERS OPEN INSERT SAFETY FLAGS, PLACE PISTOLS ON THE BENCH OR IN THE BOX. MAKE THE LINE CLEAR.</p>	
<p>Range Officer(s) must check each pistol to be sure it is cleared with a safety flag inserted.</p>	
<p>IS THE LINE CLEAR ON THE RIGHT? IS THE LINE CLEAR ON THE LEFT?</p> <p>THE LINE IS CLEAR... GO FORWARD...SCORE AND REPLACE TARGETS</p> <p>Turn targets to face</p>	<p><i>If the line is not clear, command:</i> THE LINE IS NOT CLEAR. <i>After confirming that the line is clear, resume commands.</i></p> <p><i>Competitors must go forward with scorecards and new targets/target centers (and pasters). Competitors may score to their left—pass scorecards to their right.</i></p>
<p>After all personnel are back from downrange: If the stage just completed was the timed-fire stage, continue with the rapid-fire stage by returning to the start</p>	

of the **TIMED AND RAPID FIRE COMMANDS**; if the stage just completed was the rapid-fire stage, continue with the final commands below.

THE LINE IS CLEAR...PLACE YOUR PISTOLS IN YOUR BOX...SECURE YOUR BOX. MAKE THE LINE CLEAR.

**IS THE LINE CLEAR ON THE RIGHT?
IS THE LINE CLEAR ON THE LEFT?**

THE LINE IS CLEAR

GO FORWARD AND SCORE. BOTH THE SCORER AND COMPETITOR MUST SIGN THE SCORECARD. SIGNED SCORECARDS MUST BE TURNED IN TO THE RANGE OFFICER BY THE SCORERS.

RELAY (#), REMOVE YOUR EQUIPMENT FROM YOUR FIRING POINT AND POLICE YOUR BRASS AND TRASH.

THANK YOU FOR PARTICIPATING IN THIS CMP-SANCTIONED (Match Name) PISTOL MATCH

All pistols must be boxed or cased or have actions open and safety flags inserted before they can be removed from the firing line.

INDEX:

.22 Rimfire Match Pistol..... 39

.22 Rimfire Pistol Match..... 63

25th Infantry Division Trophy 64

.45 Caliber Match Pistols 42

.45 Caliber Pistol Match 65

Achievement Awards 31

Active Service Category 9

Active Service Team Category..... 11

Additional CMP Disciplinary Action 34

Affiliation, Team..... 10

Age Limits..... 6

Age Restriction Waivers..... 7

Aggregate Awards, NTI/NTT 63

Aggregate Awards, President's/NTI 64

American Indian Trophy..... 62

Ammunition 43

Ancient Archer Trophy 61

Anheuser-Busch Trophy..... 64

Any Sights Championship..... 65

Appeal of Protest Decision..... 34

Armed Services Support..... 60

Arms Allowed, EIC Matches 68

At-Large Junior Team Category..... 11

Authority to Bar Unsafe Firearms or Ammunition..... 43

Award of Badge, Distinguished International Shooter Badge..... 70

Awarding of Distinguished Badges..... 75

Awards 30

Awards, Pistol President's/NTI Aggregate 64

Awards, Service Pistol State Championships/Club Matches..... 3

Basic Safety Rules and Standards..... 80

Boxed Pistols..... 18

Carrying Firearms..... 19

Carrying Pistols to the Firing Line 19

Cased Pistols 18

Categories 8

Centerfire Match Pistol..... 41

Centerfire Pistol Match..... 64

Challenge Fee..... 23

Changing Firearms 42

Chief Range Officer	15
Chief Statistical Officer.....	15
Citizen’s Military Pistol (Silver Bowl) Trophy	61
Civilian Badge Program Administration	70
Civilian Category	8
Classification System.....	29
Club Civilian Team Category	11
Club Matches	3
CMP Competition Program	1
CMP Facility Matches.....	1
CMP National Championship Matches	64
CMP National Trophies	31
CMP Pistol Aggregate.....	52
CMP Competition Games.....	1
CMP-Recognized Pistol Events.....	3
CMP-Sanctioned Match Reporting	5
Coaching	18
Competition Conditions, Pistol NTT	53
Match Officials	14
Competitions Conducted by the CMP.....	1
Competitions Sanctioned by the CMP	2
Competitor Responsibilities.....	17
Completed Match	21
Course of Fire, Pistol Matches	48-51
Courses of Fire, Service Pistol State Championships/Club Matches	3
Criteria for Earning EIC Points.....	72
Crossfire	27
Curtis LeMay Trophy	61
Determining EIC Credit Points.....	73
Disabilities.....	7
Disabled Firearms	43
Distinguished .22 Rimfire Pistol Badge	69
Distinguished Badge Program.....	31,69
Distinguished International Shooter Badge	69
Distinguished Marksman Authorization	8
Distinguished Marksmanship Badge	75
Distinguished Pistol Shot Badge.....	70
Early Shot	26
EIC Badges.....	75
EIC Credit Points.....	74
EIC Match Awards	69
EIC Match Eligibility for Distinguished Shooters	72
EIC Match Eligibility for Military Competitors.....	71

EIC Match Eligibility for Non-Distinguished Civilians	71
EIC Match Locations and Dates.....	67
EIC Match Reporting	68
EIC Minimum Credit Scores	74
Electronic Devices	44
Electronic Target Technical Officer	15
Eligibility Affidavit Required.....	5
Eligibility Requirements	5
Elihu Root Gold Medals.....	63
Empty Chamber Indicators (ECI) Safety Flags	18
Enforcement of Rule Violations	32
Entries	17
Entries in EIC Matches	68
Entry Fees, EIC Matches.....	68
Entry Fees, National Matches	65
Entry Fees, Sanctioning.....	4
Excellence-In-Competition Matches	2,66
Excessive Hits	26,59
Eye Protection.....	18
Final Results List.....	28
Fire in a Match	21
Firearm Inspections	42
Firing Line and Points	20
Firing Order, Pistol NTT	53
Firing Positions.....	45
Firing Procedures	21,46
Firing Times	21
Fleet Admiral Nimitz Trophy	64
Four-Person Teams, Pistol NTT	52
G. P. "Perry" DeFino Trophy	61
General Carl Spaatz Trophy.....	63
General Custer Trophy.....	61
General Eligibility, CMP Matches	5
General Mellon Trophy	63
General Patton Trophy.....	64
Gold Cup Trophy	62
Grand Senior	9
Handling Firearms	19
Hearing Protection.....	18
Impact Area.....	21
Individual Awards, Pistol NTT	61
Infantry Category	10
Interruption of Fire	22

ISSF Championships	69
Junior Category	8
Junior Pistol Team Trophy.....	62
Junior Team Category	11
Junior Team Composition, Pistol NTT	53
Jury.....	16,34
Knowledge of the Rules	17
Late Shot	26
Law Enforcement Category.....	9
Law Enforcement Team Category	11
Liability Agreement	6
Malfunctions and Refires, Pistol	47
Master Distinguished and EIC Files	70
Match Awards, Pistol NTI.....	61
Match Awards, Pistol NTI/NTT Aggregate	63
Match Awards, President's Pistol	61
Match Director.....	15
Match Director's Bulletin	14
Match Entries.....	17
Match Pistols.....	41
Match Program	14
McMillan Trophy.....	64
Medical Conditions	7
Metallic Sight Championship	65
Military Badge Program Administration	70
Military Police Corps Trophy.....	62
Military Services Category	9
Missing Shot.....	26
National Civilian Pistol Team Awards.....	63
National Guard Association Trophy	61
National Guard Category	9
National Guard Team Category	11
National Match Course	49
National Matches.....	1,60
National Matches Competition Events	60-65
National Matches Schools.....	65
National Records.....	76
National Trophies.....	31
National Trophy	61-64
National Trophy Individual Pistol Match.....	61
National Trophy Team Match	62
New Shooters, National Trophy Team Matches	12
NTI Match EIC Awards, Pistol.....	62

NTI/NTT Aggregate, Pistol.....	63
Oglethorpe Trophy.....	62
Open Category Teams.....	13
Open Individual Category	13
Out-of-Competition Teams.....	12
Paralympic Games	7
Penalty	32
Pistol Ammunition	43
Pistol Box	44
Pistol Cartridge Deflecting Screens.....	44
Pistol Event Aggregates	52-53
Pistol Procedures and Commands	80
Pistol Safety Rules and Standards.....	80
Pistol Targets.....	44
Pistol Team Matches.....	62
Preliminary Results List	28
President’s Pistol Match	48
President’s/NTI Aggregate, Pistol	64
Procedures for CMP Match Sanctioning	4
Protest Committee.....	34
Protest Decisions	34
Protests.....	33
Protests at National Matches	34
Purpose, EIC Matches	66
Range Alibis.....	22
Range Design	20
Range Impact Area.....	21
Range Incident Forms	14
Range Officers.....	15
Rapid-Fire Procedures and Commands.....	86
Re-Evaluation of Visual Image Scores	24
Ready Line.....	20
Recognition of EIC Match Results	72
Refires	47
Regular EIC Matches	66
Regulations for CMP-Sanctioned EIC Matches	66
Requirements for Awards	31
Reserve Category	9
Reserve Component Category	9
Reserve Component Team Category	11
Reserve Team Category	11
Residency, Team	10
Results List Corrections.....	28

Revolvers.....	40
Rose B. Krelstein Trophy	64
Rule Interpretations.....	13
Rule Violations	32
Rules Conflicts.....	14
Safety	17
Safety After/During Firing	19
Safety Definitions and Regulations	81
Safety During Loading.....	19
Safety Flags	18
Safety Procedures	18
Sanctioned EIC Match Awards, Pistol	69
Sanctioned EIC Matches.....	67
Sanctioned Match Authorization	4
Sanctioned Match Information and Promotion.....	5
Sanctioned Match Requirements	5
Score Challenges, Paper Targets	23
Score Complaints, Electronic Targets.....	23
Scorecards.....	25
Scorer or Verifier Responsibilities.....	17
Scoring	22
Scoring Irregular Shots.....	26
Scoring Methods and Standards	22
Scoring Officers.....	15
Scoring Shots.....	23
Senior Category.....	9
Senior Pistol Trophy	61
Service Category	8
Service Pistol Aggregate.....	52
Service Pistol Events	3
Service Pistol Requirements	35
Sharing Firearms	43
Shooting Clothing and Equipment	44
Shooting Kits	44
Shot Score Verification - VIS Scoring System	24
Silver Bowl (Citizen's Military) Pistol Trophy.....	61
Skid Shots.....	25
Slow-Fire Procedures and Commands	83
Smoking Prohibition.....	20
Special Authorizations	7
Special EIC Matches	66
Special Scoring Rules for Pistol	25
Spotting Scopes.....	44

State Championships	2
State Civilian Team Category	11
Statutory Authority, National Matches.....	60
Substitution of Firing Members	10
Target Assignments.....	46
Target Line	21
Targets	44
Team Awards, Pistol NTT	62
Team Captains and Firing Members	10,62
Team Categories	11
Team Coaches.....	10
Team Match Course of Fire and Conditions.....	62
Team Targets, Pistol NTT	53
Technical Officer	15
Three-Gun (2700) Aggregate	52
Tie-Breaking	27
Two-Person Teams, Pistol NTT.....	62
Types of EIC Matches	66
U.S. Army Reserve Memorial Trophy.....	61
U.S. Coast Guard Memorial Trophy	62
Verifier	16
VIS Scoring System.....	23
Waiver and Liability Agreement Required	6
Weighing Triggers	42
Woman’s Pistol Trophy	61
Women Category	8
World Shooting Para Sport (WSPS).....	7
Wyatt Trophy	64



**Civilian Marksmanship Program
Camp Perry Training Site
P.O. Box 576
Port Clinton, Ohio 43452-0576**

Phone: (419) 635-2141

Fax: (419) 635-2573

Email: competitions@thecmp.org

**Web Site: <http://www.TheCMP.org> or
<http://thecmp.org/competitions/>**